



CONTEST ALERT

#AllKidsAllAbilities

IELW Contest



CALLING ALL FAMILIES,
TEACHERS, PROVIDERS
AND DIRECTORS!

It's easy to enter to **WIN!** Just follow these steps:

1. Individual winners selected. Families, teachers, providers, directors . . . ALL can enter to win!
2. Plan activities at home and/or at programs to celebrate IELW and take photos! Photos can be of your written plans, child(ren) participating in activities, materials created for lessons, as well as any other evidence showing how you are celebrating each day's theme.
3. Submit the photo via email to seedshelpline@decal.ga.gov to be entered into the drawing. Each **person** who sends in is considered as one entry into the contest. Winners will be randomly drawn on Monday, Tuesday, Wednesday, and Thursday - so the more entries you have at your program, the better your odds of winning! A total of four prizes will be given!
4. Along with photo submissions, include your name, contact information, and childcare program to highlight if applicable.
5. Although each person can only win once, you can enter to win multiple times!
6. Entries should be posted and submitted throughout the week, but must be submitted by 3pm, Thursday, February 12th to be entered into the drawing. Facebook Live Video will announce winners Friday, February 13th at 3pm!



****DISCLAIMER: Entries may be shared on DECAL's Social Media to highlight the week.****

**FIVE WAYS TO WIN: SUBMIT PHOTO ENTRIES TO SEEDSHELPLINE@DECAL.GA.GOV
OR USE **#ALLKIDSALLABILITIES** on Social Media**

- 1- Share a Picture of an Activity from the Week
- 2- Share a Picture of Flat CALi being included in classroom routines
- 3- Share a Family Picture of Flat CALi being included at home
- 4- Most liked post using **#ALLKIDSALLABILITIES**
- 5- Most Shared Post using **#ALLKIDSALLABILITIES**



How Everyone Can Include Flat CALi





1. Pick a flat CALi to print from the ones included in this packet. There are three versions of CALi to choose from, so choose the one that goes along with the message you are teaching.
2. Think of ways you can include CALi in your daily routines, accommodating her for any needs she may have.
3. Print a sheet of the small flat CALis matching your classroom flat CALi. Cut them out and send one home to each child. Share with families about IELW, and how we would love to see flat CALi being included in home routines as well. Ask families to share pictures on social media using [#allkidsallabilities](#)
4. Have meaningful conversations with children about CALi. Answer any questions they may have. If you don't know the answer, let them know you will do your research and find out. Feel free to reach out to seedshelpline@dec.al.ga.gov for help answering any tough questions.
4. Need help brainstorming ideas for activities? Read the Provider Toolkit for some ideas.
5. Snap a photo of CALi being included.
6. To be entered into the contest, submit the photo via email to seedshelpline@dec.al.ga.gov or post on social media using [#allkidsallabilities](#). Each photo is considered as one contest entry. Along with photo submissions, include your Program Name and contact information so we can deliver prizes to winners.















EXAMPLE FAMILY LETTER



Dear Parents,

Today your child will be bringing home a flat CALi to celebrate inclusion week in Georgia Pre-K's across the state. CALi is our Pre-K mascot and she has taught us many valuable lessons throughout the year (she has taught us how to share, how to be a super friend, how to give compliments, how to calm down when upset, and much more). Use flat CALi to include her in the learning your child is doing at home. Take a picture of your child learning at home with Cali and send it on Class Tag. We can print it and place it in our classroom. Remember... you are your child's most important teacher. Let CALi enjoy some time at home learning with your family.

Thank you.
Ms. Snowden and Mrs. McEntire

