





# Sample Lesson Plan

Teacher:

Classroom:  
Age Group: School Age

Theme:

<b>Instructions:</b> <i>Use as a guide for weekly activities in the classroom.</i>	<b>Physical Development and Motor Skills</b>	<b>Social and Emotional Development</b>
<p><b>(Use this box for schedule)</b> The goal of this Lesson Plan is to allow school-agers time for learning and play throughout the day incorporating all areas of development.</p> <p><b>Cognitive Development</b> – Thinking and understanding concepts, often STEAM type activities  <b>Language &amp; Literacy</b> – Reading, listening, writing  <b>Physical Dev.</b> – Large and small muscle development  <b>Social &amp; Emotional</b> – Understanding self and others’ emotions through language, dramatic play, art  <b>Approaches to Play and Learning</b>– Customize the activity to meet the developmental needs of individual children</p>	<p><b>Outdoor Scavenger Hunt</b></p>  <p>The image shows a decorative checklist titled "Outdoor Scavenger Hunt" with a scalloped border. The items are arranged in two columns:</p> <ul style="list-style-type: none"> <li><input type="checkbox"/> Two different types of leaves</li> <li><input type="checkbox"/> Something prickly</li> <li><input type="checkbox"/> A pinecone</li> <li><input type="checkbox"/> Two different types of seeds</li> <li><input type="checkbox"/> A flower</li> <li><input type="checkbox"/> Something smooth</li> <li><input type="checkbox"/> Three clovers</li> <li><input type="checkbox"/> A stick</li> <li><input type="checkbox"/> A piece of mulch</li> <li><input type="checkbox"/> Something rough</li> <li><input type="checkbox"/> Pine needles</li> <li><input type="checkbox"/> A type of weed</li> <li><input type="checkbox"/> A rock</li> <li><input type="checkbox"/> A simple leaf</li> <li><input type="checkbox"/> Something yellow</li> <li><input type="checkbox"/> Something that makes noise</li> <li><input type="checkbox"/> Something man-made</li> <li><input type="checkbox"/> Something fuzzy</li> <li><input type="checkbox"/> A compound leaf</li> <li><input type="checkbox"/> Something green</li> </ul>	<p><b>Caring for Our Caregivers</b></p> <p><b>Ages 5-8</b> – Create a Thank You Card to send to a local Critical Care Worker.</p> <p><b>Ages 9-12</b> – Write a Thank You Letter to send to a local Critical Care Worker.</p>
<p><b>Approaches to Play and Learning</b></p>	<p><b>Communication, Language and Literacy Development</b></p>	<p><b>Cognitive Development and General Knowledge: Math (MA), Social Studies (SS), Science (SC), Creative Dev.(CR), Cognitive Processes (CP)</b></p>
<p><a href="#">Paper Roll Binoculars</a></p> <p><b>Items needed:</b> Tape/ glue, decoration supplies, hole puncher, string, sanitized paper rolls</p> <ul style="list-style-type: none"> <li>• Decorate two paper rolls (paint, stickers, markers). Have fun with it!</li> <li>• Tape/ glue two toilet paper rolls together</li> <li>• Punch a hole on the outer sides and add a string for the "strap"</li> <li>• Make it fun with some a game of Nature I Spy!</li> <li>• Individual APL – Tommy- provide large paintbrush to further develop motor skills Susie – allow to peel stickers from sheet for greater fine motor control</li> </ul> 	<p><b>Read a magazine online or listen to a new book on Audible.</b></p>   <p><b>Stories help.</b> They entertain. They teach. They keep young minds active, alert, and engaged.</p>	<ul style="list-style-type: none"> <li>-Zoom Class Meetings</li> <li>-Google Classroom</li> <li>-Independent schoolwork or learning time</li> <li>-Virtual Field Trips</li> </ul>

**Resources:**

**Outdoor Scavenger Hunt** - <https://www.teacherspayteachers.com/Product/Outdoor-Scavenger-Hunt-List-Rules-FREEBIE-765958>

**Time for Kids Free Digital Library** - <https://time.com/tfk-free/>

**Audible Free Stories** - <https://stories.audible.com/start-listen>

**Parents' Guide to Google Classroom** - <https://youtu.be/2lowi-gmbys>

Click [Here](#) to Visit Our Virtual Field Trips Page