

Brain Games




1. <https://classroommagazines.scholastic.com/support/learnathome.html>

An assortment of learning activities broken down by grades with useful links for parents and teachers (Also available in Spanish)



2. <https://www.puzzles-to-print.com/>

Enjoy these free printable puzzles, which include Sudoku, word searches, crossword puzzles, and more



3. <https://www.highlightskids.com/games>

Play digital versions of Highlights™ Magazine's Hidden Pictures® puzzles




4. Verbal Fluency Games

Hink Pink. Hink Pinks are rhyming word puzzles. One person thinks of a two-word rhyme and gives a two-word description. The other player then must guess the “Hink Pink.” For example, if one person says, “angry boy”, the other player responds, “mad lad.” Or, “wet canine” becomes “soggy doggy.”

Human Thesaurus. Choose a simple word like “beautiful.” Think of as many synonyms as you can. If playing with others, you can set a timer and trade off with different words or write words down and see who can come up with the most.

Verbal Venn. One player chooses two disparate objects, and the other player attempts to find a linking characteristic between those two objects and the word that would go in the middle of the imaginary Venn diagram. For example, player one says, “magazine and stove.” A potential answer might say, “Cookbooks: things that you read and things in the kitchen.” Player one does not have to have an answer. This is a fun one and get really crazy! Here’s a visual, but this game is all verbal!



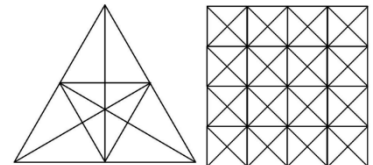
Not Three of a Kind. One person names 3 similar objects, and the other player(s) have to figure out how one of them does not fit in the group. For example: banana, lemon, strawberries. Bananas and lemons are yellow fruits, so strawberries are the odd one out.

Rapid Fire. In 30 seconds say as many words that start with one letter as you can. Optional: restrict the words by category.

Backwards in Time: Say the days of the weeks or the months of the year in backward order as fast as you can. Repeat! If playing with a partner use a stopwatch to see who can go the fastest.

5. Shape Counting

Count the Shapes. This doesn’t really require a pencil, unless you want to try and outline the shapes to help you unlock the answer! Look at the two images below. In the first one, how many triangles can you count? In the second, how many squares? How many triangles?



Printable triangle and square games:

<https://www.whatdowedoallday.com/wp-content/uploads/2018/08/triangles.pdf>

<https://www.whatdowedoallday.com/wp-content/uploads/2018/08/count-shapes.pdf>

6. Dots & Boxes

Dots and boxes is a great indoor game that kids can play instantly with just a pen and paper.

HOW TO PLAY DOTS AND BOXES:

Object of the Game: To close as many boxes as you can.

Set up: Lay out a grid of dots. You may use a grid of 4 by 4, but it doesn't matter. You can play with as few or as many dots as you like.



7. <https://www.brainpop.com/>

A learning resource supporting all core subjects as well as supplemental subjects (art, music, health, engineering)

