
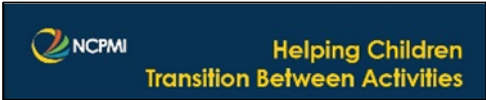





Responding to Influence Desired Results

| | |
|---|---|
|  | <p>Are you looking for a positive way to communicate with your children? Take a look at these tips to help limit the use of “no,” “stop,” and “don’t” in communicating with children. #GaSEEDSforSUCCESS</p> <p>The Power of Positive Phrasing</p> |
|  | <p>Transitions are unavoidable in preschool classrooms. If you are looking for ways to make transition times less chaotic, take a look at this resource. Remember, when children can predict what happens next, transitions will be smoother. #GaSEEDSforSUCCESS</p> <p>Strategies to Support Transitions</p> |
|  | <p>Teachers, are you looking for ways to use positive commenting and giving choices in the classroom? Here are a few ideas that can fit into your daily classroom routines and promote social emotional development throughout the day. #GaSEEDSforSUCCESS</p> <p>https://www.ecmhc.org/documents/Posters_Provider.pdf</p> |
|  | <p>What behaviors push your buttons? It’s no secret that we all have “hot button” behaviors. Click below to find out how to regulate your responses when faced with challenging behaviors. #GaSEEDSforSUCCESS</p> <p>Self-Care for Teachers</p> |
|  | <p>Every child has a learning style that works best for him. Knowing and understanding a child’s preferred learning style is important information for families and teachers. Use this resource to identify your child’s learning style. #GaSEEDSforSUCCESS</p> <p>Learning Styles</p> |