

Definitions

Statistical Terms

Medians and Percentiles	<p>The median is the rate at which one-half of the respondents charge <i>that rate or less</i>; and the other half charges <i>that rate or more</i>. For example, if the respondents were ranked in descending order based on their value on the rate under examination, the median would be the rate at which the respondents are evenly divided into two groups. The median of \$50, \$60, \$70, \$75, and \$85 is \$70.</p> <p>The median is also known as the <i>50th percentile</i>. Medians are less prone to being biased by extreme values. In the example above, if the highest value had been \$145 instead of \$85, the median would still be \$70. Means, on the other hand, can be affected more by extreme scores.</p> <p>Similarly, any specific percentile (e.g., 75th percentile) is the rate at which that percent of providers (e.g., 75%) charge that rate or less; and the remaining providers (e.g., 25%) charge that rate or more.</p>
Mean	<p>The mean is simply the arithmetic average. In the above example, the mean is \$68. However, if the highest score had been \$145 instead of \$85, the mean would be \$80.</p>
Standard Error	<p>The standard error of the mean is a measure of dispersion of sample means around the population mean. The smaller the standard error, the more closely the sample mean estimates the true population mean.</p>
Standard Deviation	<p>The standard deviation is a measure of dispersion of the distribution of rates around the mean score. The smaller the standard deviation, the more closely bunched the distribution of rates is around the mean.</p>
Count/number of responses	<p>The count is the number of respondents from whom valid data was received. When examining a particular statistic, such as the mean or median, it is often important to know the count (or “number of cases”) upon which the statistic is based. Statistics based on a small number of cases are often unstable and unreliable.</p>

Georgia Categories of Child Care Providers

Licensed Child Care Learning Center	<p>“Child Care Learning Center” or “Center” means any place operated by an individual or any business entity recognized under Georgia law wherein are received for pay for group care, for less than 24 hours per day without transfer of legal custody, seven or more children under 18 years of age and which is required to be licensed.¹</p>
-------------------------------------	---

¹ Georgia Department of Early Care and Learning, Rules and Regulations, Child Care Learning Centers, October 1, 2020.

Licensed Family Child Care Learning Home "Family Child Care Learning Home" or "Home" means a private residence operated by any person who receives therein for pay for supervision and care for less than 24 hours per day, without transfer of legal custody, at least three but not more than six children under 13 years of age who are not related to such persons and whose parent(s) are not residents in the same private residence as the provider and which is required to be licensed; provided, however, that the total number of unrelated children cared for in such home, for pay and not for pay, may not exceed six children under 13 years of age at one time, except that a provider may care for two additional children three years of age or older for two designated one-hour periods daily upon approval by the state.

Whenever related children or children who reside in the home are present in the home, the total number of children present under the age of 13 may not exceed 12.²

License-Exempt Programs Certain programs providing care for children may apply for a licensing exemption. These include government owned and operated programs; private schools for children ages 5 and up; private pre-k programs; short-term babysitting, e.g, mother's morning out or onsite babysitting; day camp programs for children ages 5 and up; out-of-school-time single-purpose instructional programs (e.g., music, dance, sports); programs providing care for children for no pay, including Head Start and Early Head Start; centers that are part of an established religious congregation or school.³

Types of Child Care

Weekday Care	Care and supervision of children Monday through Friday, typically between the hours of 6:00 a.m. and 6:00 p.m.
Weeknight Care	Care and supervision of children during the evening or night for a period of six to 12 hours between 6:00 p.m. and 6:00 a.m.
Part-time Care	Includes drop-in and/or weekend care; weekday/weeknight care less than three days a week.
Before-and After-School Care	Care for school-age children several hours before and/or after school.
Summer Care	Care for school-age children during the summer.

² Georgia Department of Early Care and Learning, Rules and Regulations, Family Child Care Learning Homes, October 1, 2020.

³ <http://www.decal.ga.gov/documents/attachments/Exemptionrules.pdf>



2021 Georgia Child Care Market Rate Survey

Survey Returns/Response by Region and Type

Region/Survey Type/License Type	Total	Received		Completed Online		Total Response		Bad Address		Total Returns	
	Sent	#	%	#	%	#	%	#	%	#	%
CCR&RA Region 1 - North											
Centers/Exempt Programs											
Child Care Learning Center	618	52	8%	230	37%	282	46%	27	4%	309	50%
Exempt Programs	774	51	7%	178	23%	229	30%	76	10%	305	39%
GA Head Start	10	1	10%	3	30%	4	40%	2	20%	6	60%
University	1	0	0%	0	0%	0	0%	0	0%	0	0%
Centers/Exempt Programs Total	1,403	104	7%	411	29%	515	37%	105	7%	620	44%
Family Homes											
Family Child Care Learning Home	196	38	19%	64	33%	102	52%	0	0%	102	52%
Family Homes Total	196	38	19%	64	33%	102	52%	0	0%	102	52%
CCR&RA Region 1 - North Total:	1,599	142	9%	475	30%	617	39%	105	7%	722	45%
CCR&RA Region 2 - Metro											
Centers/Exempt Programs											
Child Care Learning Center	701	45	6%	221	32%	266	38%	31	4%	297	42%
Exempt Programs	949	41	4%	204	21%	245	26%	95	10%	340	36%
GA Head Start	4	0	0%	0	0%	0	0%	2	50%	2	50%
Centers/Exempt Programs Total	1,654	86	5%	425	26%	511	31%	128	8%	639	39%
Family Homes											
Family Child Care Learning Home	250	48	19%	70	28%	118	47%	2	1%	120	48%
Family Homes Total	250	48	19%	70	28%	118	47%	2	1%	120	48%
CCR&RA Region 2 - Metro Total:	1,904	134	7%	495	26%	629	33%	130	7%	759	40%



2021 Georgia Child Care Market Rate Survey

Survey Returns/Response by Region and Type

Region/Survey Type/License Type	Total	Received		Completed Online		Total Response		Bad Address		Total Returns	
	Sent	#	%	#	%	#	%	#	%	#	%
CCR&RA Region 3 - Central											
Centers/Exempt Programs											
Child Care Learning Center	433	50	12%	155	36%	205	47%	10	2%	215	50%
Exempt Programs	652	80	12%	120	18%	200	31%	63	10%	263	40%
GA Head Start	6	0	0%	3	50%	3	50%	0	0%	3	50%
Centers/Exempt Programs Total	1,091	130	12%	278	25%	408	37%	73	7%	481	44%
Family Homes											
Family Child Care Learning Home	224	56	25%	83	37%	139	62%	2	1%	141	63%
Family Homes Total	224	56	25%	83	37%	139	62%	2	1%	141	63%
CCR&RA Region 3 - Central Total:	1,315	186	14%	361	27%	547	42%	75	6%	622	47%
CCR&RA Region 4 - Southwest											
Centers/Exempt Programs											
Child Care Learning Center	482	42	9%	194	40%	236	49%	13	3%	249	52%
Department of Defense	6	0	0%	0	0%	0	0%	2	33%	2	33%
Exempt Programs	394	21	5%	87	22%	108	27%	33	8%	141	36%
GA Early Head Start	1		0%	1	100%	1	100%	0	0%	1	100%
GA Head Start	10	0	0%	5	50%	5	50%	1	10%	6	60%
University	3	0	0%	1	33%	1	33%	0	0%	1	33%
Centers/Exempt Programs Total	896	63	7%	288	32%	351	39%	49	5%	400	45%
Family Homes											
Family Child Care Learning Home	219	57	26%	77	35%	134	61%	1	0%	135	62%
Family Homes Total	219	57	26%	77	35%	134	61%	1	0%	135	62%
CCR&RA Region 4 - Southwest Total:	1,115	120	11%	365	33%	485	43%	50	4%	535	48%
CCR&RA Region 5 - Southeast											
Centers/Exempt Programs											
Child Care Learning Center	556	83	15%	191	34%	274	49%	17	3%	291	52%
Department of Defense	7	0	0%	0	0%	0	0%	4	57%	4	57%
Exempt Programs	382	29	8%	91	24%	120	31%	23	6%	143	37%
GA Early Head Start	6	0	0%	2	33%	2	33%	1	17%	3	50%



2021 Georgia Child Care Market Rate Survey

Survey Returns/Response by Region and Type

Region/Survey Type/License Type	Total	Received		Completed Online		Total Response		Bad Address		Total Returns	
	Sent	#	%	#	%	#	%	#	%	#	%
GA Head Start	22	0	0%	4	18%	4	18%	3	14%	7	32%
Centers/Exempt Programs Total	973	112	12%	288	30%	400	41%	48	5%	448	46%
Family Homes											
Family Child Care Learning Home	274	66	24%	89	32%	155	57%	0	0%	155	57%
Family Homes Total	274	66	24%	89	32%	155	57%	0	0%	155	57%
CCR&RA Region 5 - Southeast Total:	1,247	178	14%	377	30%	555	45%	48	4%	603	48%
CCR&RA Region 6 - East											
Centers/Exempt Programs											
Child Care Learning Center	413	52	13%	150	36%	202	49%	6	1%	208	50%
Exempt Programs	457	34	7%	111	24%	145	32%	42	9%	187	41%
GA Head Start	8	0	0%	0	0%	0	0%	0	0%	0	0%
Centers/Exempt Programs Total	878	86	10%	261	30%	347	40%	48	5%	395	45%
Family Homes											
Family Child Care Learning Home	193	41	21%	69	36%	110	57%	3	2%	113	59%
Family Homes Total	193	41	21%	69	36%	110	57%	3	2%	113	59%
CCR&RA Region 6 - East Total:	1,071	127	12%	330	31%	457	43%	51	5%	508	47%
Statewide Total	8,251	887	11%	2,403	29%	3,290	40%	459	6%	3,749	45%

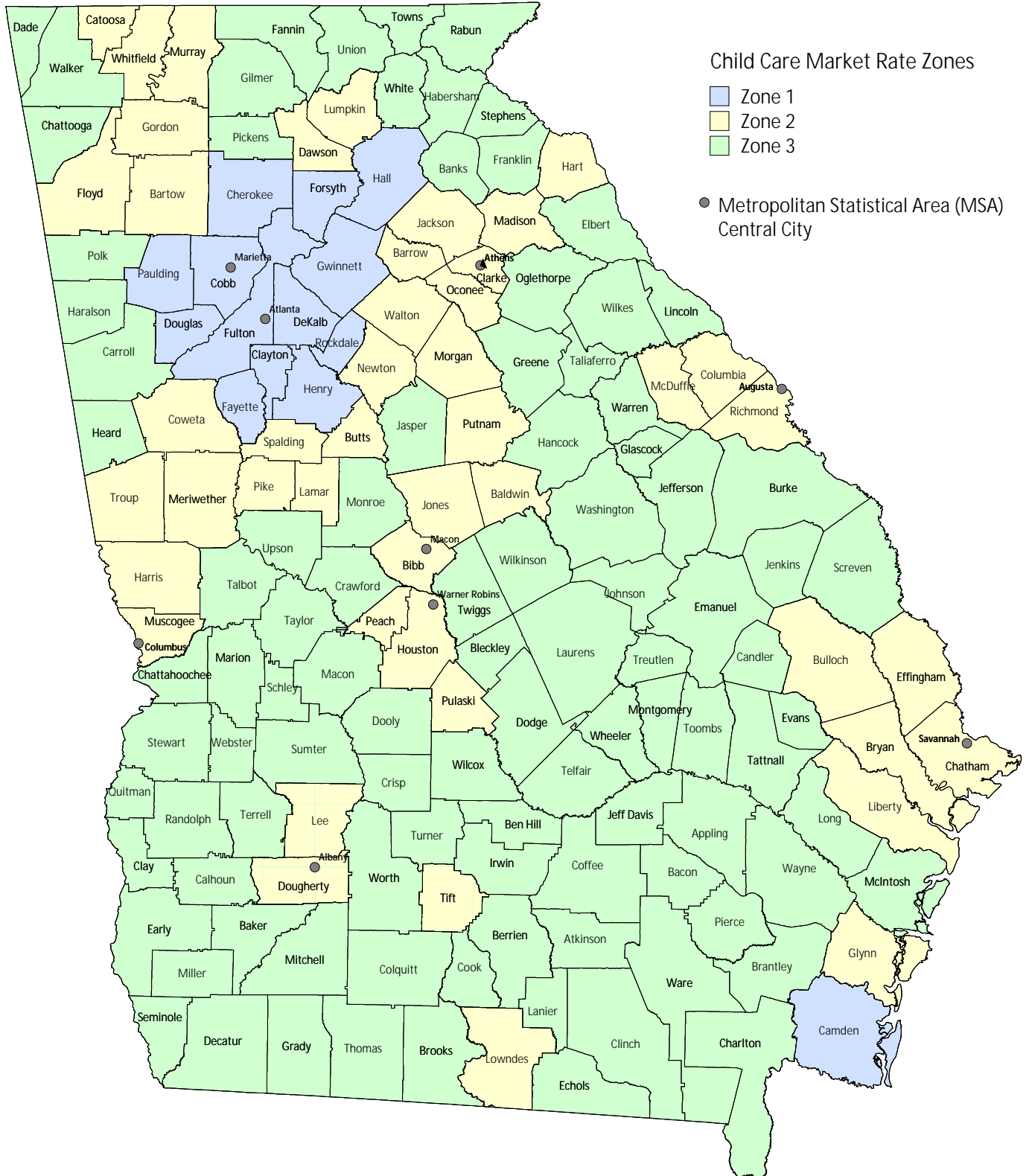


2021 Georgia Child Care Market Rate Survey

Survey Returns/Response by Region and Type

Statewide Summary Survey Type/License Type	Total Sent	Received		Completed Online		Total Response		Bad Address		Total Returns	
		#	%	#	%	#	%	#	%	#	%
Centers/Exempt Programs											
Child Care Learning Center	3,203	324	10%	1,141	36%	1,465	46%	104	3%	1,569	49%
Exempt Programs	3,608	256	7%	791	22%	1,047	29%	332	9%	1,379	38%
GA Head Start	60	1	2%	15	25%	16	27%	8	13%	24	40%
University	4	0	0%	1	25%	1	25%	0	0%	1	25%
Department of Defense	13	0	0%	0	0%	0	0%	6	46%	6	46%
GA Early Head Start	7	0	0%	3	43%	3	43%	1	14%	4	57%
Centers/Exempt Programs Total	6,895	581	8%	1,951	28%	2,532	37%	451	7%	2,983	43%
Family Homes											
Family Child Care Learning Home	1,356	306	23%	452	33%	758	56%	8	1%	766	56%
Family Total	1,356	306	23%	452	33%	758	56%	8	1%	766	56%
Statewide Total	8,251	887	11%	2,403	29%	3,290	40%	459	6%	3,749	45%

Current Georgia Child Care Market Rate Zones



Note: Zones effective July 2006.

Produced & Published by Care Solutions, Inc.

January 2022

Georgia Child Care Market Rate Statistics by Zone, 2021

Zone 1

Licensed Centers (n=675)	Responses	Mean	Std. Error of Mean	Std. Deviation	Minimum	Maximum	Percentiles		
							25th	50th	75th
Weekly Weekday Rate									
Infants	466	222.24	3.30	71.17	95.00	452.33	165.00	200.00	261.97
1-year-olds	495	213.53	3.16	70.20	95.00	452.33	160.00	191.00	250.00
2-year-olds	499	205.84	3.01	67.26	95.00	439.07	150.00	184.00	245.00
3-year-olds	511	195.16	2.98	67.44	85.00	437.21	144.00	175.00	234.00
4-year-olds	485	185.83	3.10	68.22	30.00	437.21	135.00	165.00	227.33
5-year-olds	395	169.14	3.28	65.16	32.56	437.21	125.00	150.00	200.00
Average weekly weekday rate	519	200.47	3.01	68.68	90.00	438.37	147.00	179.50	239.00
Average weekly infant/toddler rate	500	213.71	3.11	69.49	95.00	444.57	158.33	191.83	251.92
Average weekly preschool/3-5-year-old rate	517	187.10	2.95	67.00	83.33	437.21	136.67	166.67	225.00
Weekly Night/Overnight Rate									
Infants	8	202.50	35.13	99.36	50.00	375.00	152.50	185.00	278.75
1-year-olds	8	193.13	33.14	93.73	50.00	375.00	148.75	180.00	238.75
2-year-olds	8	189.38	33.29	94.17	50.00	375.00	146.25	172.50	237.50
3-year-olds	8	177.50	35.47	100.32	50.00	375.00	106.25	157.50	236.25
4-year-olds	8	174.38	35.89	101.50	50.00	375.00	98.75	152.50	235.00
5-year-olds	8	173.75	35.85	101.41	50.00	375.00	98.75	152.50	233.75
School-age (5-12-year-olds)	10	156.75	30.21	95.53	50.00	375.00	81.88	140.00	197.50
Weekly Weekend Rate									
Infants	7	142.86	11.90	31.47	100.00	180.00	100.00	150.00	170.00
1-year-olds	7	137.86	13.27	35.10	85.00	180.00	100.00	150.00	170.00
2-year-olds	7	129.29	13.29	35.17	85.00	170.00	100.00	130.00	170.00
3-year-olds	7	127.86	12.62	33.40	85.00	170.00	100.00	130.00	160.00
4-year-olds	7	126.43	12.09	31.98	85.00	170.00	100.00	130.00	150.00
5-year-olds	7	126.43	12.09	31.98	85.00	170.00	100.00	130.00	150.00
School-age (5-12-year-olds)	7	122.14	12.34	32.64	75.00	170.00	100.00	130.00	150.00
Out-of-School Time Rates (ages 5-12)									
Before and after school	324	95.32	1.77	31.81	50.00	450.00	79.25	90.00	102.25
Before school	274	65.16	2.10	34.70	15.00	350.00	45.00	65.00	75.00
After school	355	82.91	1.63	30.72	25.00	350.00	65.00	75.00	90.00
Summer	389	160.47	2.61	51.46	40.00	385.00	125.00	149.00	185.00
Weekday virtual learning	212	150.76	3.65	53.17	39.53	375.00	120.00	135.00	173.75

Georgia Child Care Market Rate Statistics by Zone, 2021

Zone 1

Exempt Programs (n=387)	Responses	Mean	Std. Error of Mean	Std. Deviation	Minimum	Maximum	Percentiles		
							25th	50th	75th
Weekly Weekday Rate									
Infants	15	225.14	29.11	112.74	18.78	425.00	165.00	185.00	336.00
1-year-olds	18	195.95	24.03	101.95	18.78	416.51	148.75	169.30	260.70
2-year-olds	19	189.22	20.92	91.18	18.78	386.05	155.00	160.00	251.86
3-year-olds	21	177.84	21.64	99.16	18.78	446.51	133.60	150.00	230.93
4-year-olds	26	169.27	18.33	93.47	18.78	446.51	117.50	147.50	217.58
5-year-olds	29	156.38	16.87	90.84	18.78	493.02	105.00	135.00	178.02
Average weekly weekday rate	38	166.61	12.59	77.63	18.78	434.19	125.00	150.00	190.41
Average weekly infant/toddler rate	20	196.53	21.24	95.00	18.78	406.36	151.25	170.83	261.72
Average weekly preschool/3-5-year-old rate	38	160.21	13.21	81.46	18.78	462.02	121.57	141.67	190.41
Weekly Night/Overnight Rate									
Infants	1	140.00			140.00	140.00	140.00	140.00	140.00
1-year-olds	1	120.00			120.00	120.00	120.00	120.00	120.00
2-year-olds	1	110.00			110.00	110.00	110.00	110.00	110.00
3-year-olds	1	100.00			100.00	100.00	100.00	100.00	100.00
4-year-olds	1	100.00			100.00	100.00	100.00	100.00	100.00
5-year-olds	3	158.33	36.32	62.92	100.00	225.00	100.00	150.00	
School-age (5-12-year-olds)	12	83.50	18.26	63.25	10.00	225.00	35.00	62.50	125.00
Weekly Weekend Rate									
Infants	0								
1-year-olds	0								
2-year-olds	0								
3-year-olds	1	45.00			45.00	45.00	45.00	45.00	45.00
4-year-olds	1	45.00			45.00	45.00	45.00	45.00	45.00
5-year-olds	1	75.00			75.00	75.00	75.00	75.00	75.00
School-age (5-12-year-olds)	1	75.00			75.00	75.00	75.00	75.00	75.00
Out-of-School Time Rates (ages 5-12)									
Before and after school	41	85.71	5.18	33.20	22.09	225.00	70.00	75.00	92.50
Before school	31	44.76	5.05	28.11	11.63	125.00	25.00	40.00	50.00
After school	97	59.16	2.93	28.83	10.47	250.00	40.00	55.00	70.00
Summer	95	164.54	7.22	70.38	5.00	405.00	125.00	150.00	185.00
Weekday virtual learning	20	119.68	8.43	37.70	46.51	200.00	100.00	117.50	138.75

Georgia Child Care Market Rate Statistics by Zone, 2021

Zone 1

Family Child Care Homes (n=333)	Responses	Mean	Std. Error of Mean	Std. Deviation	Minimum	Maximum	Percentiles		
							25th	50th	75th
Weekly Weekday Rate									
Infants	209	171.36	2.94	42.52	90.00	350.00	145.00	160.00	190.00
1-year-olds	223	164.86	2.85	42.58	80.00	350.00	140.00	155.00	185.00
2-year-olds	230	161.79	2.76	41.80	80.00	325.00	135.00	150.00	185.00
3-year-olds	222	159.46	2.88	42.85	75.00	325.00	130.00	150.00	180.00
4-year-olds	209	153.98	3.02	43.67	75.00	325.00	125.00	150.00	175.00
5-year-olds	181	150.34	3.46	46.55	65.00	325.00	120.00	145.00	175.00
Average weekly weekday rate	237	160.64	2.73	41.97	76.25	333.33	130.42	150.00	184.17
Average weekly infant/toddler rate	234	165.46	2.74	41.92	80.00	341.67	136.67	155.00	185.26
Average weekly preschool/3-5-year-old rate	228	155.70	2.89	43.59	75.00	325.00	125.00	150.00	180.00
Weekly Night/Overnight Rate									
Infants	29	232.76	17.69	95.27	125.00	500.00	165.00	200.00	262.50
1-year-olds	30	226.83	16.90	92.56	125.00	500.00	160.00	200.00	256.25
2-year-olds	31	223.23	15.55	86.56	125.00	500.00	155.00	200.00	250.00
3-year-olds	32	221.41	15.74	89.03	125.00	500.00	151.25	200.00	250.00
4-year-olds	32	221.09	15.87	89.79	120.00	500.00	151.25	200.00	250.00
5-year-olds	31	220.00	16.88	93.99	100.00	500.00	150.00	200.00	250.00
School-age (5-12-year-olds)	30	208.83	17.93	98.21	75.00	500.00	123.75	200.00	250.00
Weekly Weekend Rate									
Infants	22	137.27	13.49	63.26	45.00	300.00	87.50	132.50	176.25
1-year-olds	23	127.61	13.18	63.23	30.00	300.00	80.00	100.00	180.00
2-year-olds	25	128.60	12.66	63.29	30.00	300.00	80.00	120.00	180.00
3-year-olds	22	123.86	13.08	61.37	45.00	300.00	80.00	110.00	157.50
4-year-olds	25	121.00	12.44	62.18	30.00	300.00	80.00	120.00	165.00
5-year-olds	22	116.14	12.86	60.30	45.00	300.00	80.00	100.00	150.00
School-age (5-12-year-olds)	23	108.70	13.16	63.11	30.00	300.00	70.00	80.00	150.00
Out-of-School Time Rates (ages 5-12)									
Before and after school	102	95.26	4.90	49.52	30.00	350.00	65.00	85.00	101.25
Before school	84	70.83	5.68	52.03	10.00	300.00	50.00	55.00	75.00
After school	95	72.86	4.78	46.57	25.00	300.00	50.00	60.00	75.00
Summer	93	142.85	5.37	51.80	50.00	325.00	100.00	140.00	170.00
Weekday virtual learning	91	134.12	5.76	54.96	50.00	312.00	90.00	125.00	160.00

Georgia Child Care Market Rate Statistics by Zone, 2021

Zone 2

Licensed Centers (n=529)	Responses	Mean	Std. Error of Mean	Std. Deviation	Minimum	Maximum	Percentiles		
							25th	50th	75th
Weekly Weekday Rate									
Infants	320	143.43	1.76	31.48	85.00	260.00	120.00	140.00	163.75
1-year-olds	342	137.77	1.68	31.07	13.00	246.28	115.00	135.00	158.14
2-year-olds	348	134.09	1.64	30.66	23.26	238.37	110.00	130.00	150.00
3-year-olds	362	129.44	1.59	30.29	55.00	231.00	105.00	125.00	150.00
4-year-olds	340	124.97	1.69	31.14	15.00	222.09	100.00	124.71	146.50
5-year-olds	279	119.02	2.40	40.14	27.91	535.00	95.00	115.00	140.00
Average weekly weekday rate	367	131.74	1.60	30.65	55.00	237.77	107.50	128.33	152.25
Average weekly infant/toddler rate	350	137.75	1.67	31.25	23.26	248.22	115.00	135.00	157.13
Average weekly preschool/3-5-year- old rate	366	126.10	1.63	31.15	55.00	261.28	100.00	123.67	147.71
Weekly Night/Overnight Rate									
Infants	24	166.88	30.14	147.67	95.00	750.00	115.00	120.00	138.75
1-year-olds	25	159.20	25.88	129.40	90.00	650.00	110.00	120.00	130.00
2-year-olds	25	157.80	26.00	130.01	85.00	650.00	105.00	120.00	130.00
3-year-olds	25	149.92	24.75	123.77	85.00	600.00	97.50	110.00	130.00
4-year-olds	25	147.32	23.29	116.43	85.00	550.00	95.00	110.00	130.00
5-year-olds	25	145.00	22.70	113.52	85.00	525.00	92.50	110.00	130.00
School-age (5-12- year-olds)	25	143.00	22.81	114.04	75.00	525.00	90.00	110.00	130.00
Weekly Weekend Rate									
Infants	10	106.50	8.76	27.69	70.00	150.00	78.75	100.00	132.50
1-year-olds	10	100.50	9.08	28.72	65.00	150.00	77.50	95.00	130.00
2-year-olds	10	100.00	8.91	28.19	65.00	150.00	77.50	95.00	126.25
3-year-olds	10	97.50	8.34	26.38	65.00	150.00	77.50	95.00	120.00
4-year-olds	10	94.00	7.52	23.78	65.00	135.00	77.50	85.00	120.00
5-year-olds	10	95.30	7.08	22.38	65.00	130.00	77.50	94.00	120.00
School-age (5-12- year-olds)	10	93.80	6.72	21.26	65.00	120.00	73.75	94.00	120.00
Out-of-School Time Rates (ages 5-12)									
Before and after school	245	77.10	1.74	27.30	15.00	385.00	65.00	75.00	85.00
Before school	185	55.98	1.87	25.44	10.00	175.00	36.25	55.00	75.00
After school	248	65.74	2.06	32.40	25.00	375.00	50.00	61.50	75.00
Summer	270	117.91	1.70	27.95	50.00	200.00	95.00	115.00	139.25
Weekday virtual learning	125	114.33	4.47	49.93	60.00	580.00	91.00	105.00	125.00

Georgia Child Care Market Rate Statistics by Zone, 2021

Zone 2

Exempt Programs (n=235)	Responses	Mean	Std. Error of Mean	Std. Deviation	Minimum	Maximum	Percentiles		
							25th	50th	75th
Weekly Weekday Rate									
Infants	11	124.60	12.44	41.25	32.56	180.00	100.00	120.00	155.00
1-year-olds	12	110.86	13.31	46.12	19.77	160.00	94.77	115.00	152.50
2-year-olds	14	100.89	9.67	36.19	32.56	155.00	83.14	105.00	126.25
3-year-olds	24	115.96	9.82	48.11	25.35	237.67	93.52	107.33	141.83
4-year-olds	23	103.52	8.80	42.19	25.35	192.55	85.00	100.00	140.00
5-year-olds	16	104.11	11.13	44.53	25.35	200.00	71.25	100.00	141.25
Average weekly weekday rate	35	112.55	8.39	49.62	25.35	237.67	85.00	105.00	150.00
Average weekly infant/toddler rate	15	107.51	11.00	42.62	26.16	167.50	93.02	111.86	140.00
Average weekly preschool/3-5-year- old rate	35	111.02	8.21	48.55	25.35	237.67	85.00	104.65	144.46
Weekly Night/Overnight Rate									
Infants	2	137.50	7.50	10.61	130.00	145.00	130.00	137.50	
1-year-olds	3	116.67	21.28	36.86	75.00	145.00	75.00	130.00	
2-year-olds	3	110.00	17.56	30.41	75.00	130.00	75.00	125.00	
3-year-olds	3	110.00	17.56	30.41	75.00	130.00	75.00	125.00	
4-year-olds	3	101.67	15.90	27.54	75.00	130.00	75.00	100.00	
5-year-olds	3	101.67	15.90	27.54	75.00	130.00	75.00	100.00	
School-age (5-12- year-olds)	3	101.67	15.90	27.54	75.00	130.00	75.00	100.00	
Weekly Weekend Rate									
Infants	2	72.50	2.50	3.54	70.00	75.00	70.00	72.50	
1-year-olds	3	58.33	14.24	24.66	30.00	75.00	30.00	70.00	
2-year-olds	3	58.33	14.24	24.66	30.00	75.00	30.00	70.00	
3-year-olds	5	63.80	14.45	32.32	30.00	109.00	32.50	70.00	92.00
4-year-olds	5	63.80	14.45	32.32	30.00	109.00	32.50	70.00	92.00
5-year-olds	5	63.80	14.45	32.32	30.00	109.00	32.50	70.00	92.00
School-age (5-12- year-olds)	5	61.80	15.55	34.77	25.00	109.00	27.50	70.00	92.00
Out-of-School Time Rates (ages 5-12)									
Before and after school	8	57.75	6.13	17.33	30.00	80.00	47.75	52.50	75.00
Before school	9	29.11	7.65	22.96	5.00	75.00	11.00	30.00	42.50
After school	41	48.48	2.99	19.14	20.00	130.00	40.00	40.00	58.50
Summer	51	113.00	5.51	39.35	12.00	210.00	90.00	125.00	127.00
Weekday virtual learning	7	90.00	17.46	46.19	25.00	145.00	30.00	100.00	125.00

Georgia Child Care Market Rate Statistics by Zone, 2021

Zone 2

Family Child Care Homes (n=243)	Responses	Mean	Std. Error of Mean	Std. Deviation	Minimum	Maximum	Percentiles		
							25th	50th	75th
Weekly Weekday Rate									
Infants	149	121.85	2.20	26.89	75.00	250.00	100.00	125.00	137.50
1-year-olds	158	117.40	2.13	26.77	75.00	250.00	100.00	120.00	130.00
2-year-olds	165	113.58	2.04	26.23	75.00	250.00	95.00	110.00	125.00
3-year-olds	165	112.62	2.07	26.55	70.00	250.00	95.00	110.00	125.00
4-year-olds	155	110.80	2.19	27.25	65.00	250.00	90.00	110.00	125.00
5-year-olds	133	107.81	2.51	28.97	50.00	250.00	85.00	100.00	125.00
Average weekly weekday rate	172	113.76	1.96	25.75	74.17	250.00	94.38	112.08	125.00
Average weekly infant/toddler rate	168	116.79	2.00	25.99	75.00	250.00	100.00	120.00	130.00
Average weekly preschool/3-5-year- old rate	167	110.97	2.07	26.73	66.67	250.00	90.00	110.00	125.00
Weekly Night/Overnight Rate									
Infants	26	207.31	29.23	149.06	100.00	550.00	110.00	132.50	225.00
1-year-olds	27	191.30	26.80	139.23	80.00	500.00	110.00	125.00	175.00
2-year-olds	27	188.44	26.80	139.25	80.00	500.00	100.00	125.00	175.00
3-year-olds	26	185.69	28.29	144.24	80.00	500.00	99.50	115.00	206.25
4-year-olds	26	184.81	28.40	144.80	80.00	500.00	98.75	115.00	206.25
5-year-olds	26	180.19	27.36	139.52	80.00	500.00	93.75	115.00	206.25
School-age (5-12- year-olds)	27	175.26	26.78	139.16	52.00	500.00	90.00	110.00	175.00
Weekly Weekend Rate									
Infants	13	109.62	12.72	45.85	60.00	200.00	70.00	100.00	145.00
1-year-olds	15	101.67	11.34	43.90	50.00	200.00	70.00	90.00	120.00
2-year-olds	16	98.19	11.16	44.64	46.00	200.00	66.25	90.00	120.00
3-year-olds	15	94.07	11.67	45.21	46.00	200.00	65.00	70.00	120.00
4-year-olds	16	94.44	10.93	43.70	46.00	200.00	66.25	80.00	115.00
5-year-olds	15	97.67	11.16	43.21	50.00	200.00	70.00	90.00	120.00
School-age (5-12- year-olds)	15	94.07	11.67	45.21	46.00	200.00	65.00	70.00	120.00
Out-of-School Time Rates (ages 5-12)									
Before and after school	98	72.63	3.47	34.31	35.00	300.00	55.00	65.00	80.00
Before school	75	56.57	2.98	25.85	25.00	175.00	35.00	50.00	70.00
After school	85	56.98	2.75	25.33	25.00	175.00	40.00	50.00	72.50
Summer	84	105.19	2.83	25.96	50.00	200.00	85.00	100.00	125.00
Weekday virtual learning	77	103.18	3.39	29.71	40.00	195.00	85.00	100.00	125.00

Georgia Child Care Market Rate Statistics by Zone, 2021

Zone 3

Licensed Centers (n=249)	Responses	Mean	Std. Error of Mean	Std. Deviation	Minimum	Maximum	Percentiles		
							25th	50th	75th
Weekly Weekday Rate									
Infants	157	113.86	2.63	32.94	70.00	375.00	95.00	106.25	125.00
1-year-olds	163	110.97	2.50	31.98	70.00	375.00	95.00	105.00	125.00
2-year-olds	167	109.40	2.45	31.66	70.00	375.00	90.00	100.00	120.00
3-year-olds	169	107.20	2.41	31.32	70.00	375.00	90.00	100.00	118.14
4-year-olds	161	106.60	2.49	31.60	70.00	375.00	90.00	100.00	118.14
5-year-olds	132	103.12	2.77	31.87	55.00	375.00	85.00	98.00	113.75
Average weekly weekday rate	171	108.64	2.34	30.64	70.00	375.00	91.67	102.00	120.00
Average weekly infant/toddler rate	168	111.34	2.44	31.56	70.00	375.00	95.00	105.00	121.67
Average weekly preschool/3-5-year-old rate	169	106.05	2.34	30.38	70.00	375.00	90.00	100.00	115.64
Weekly Night/Overnight Rate									
Infants	7	215.71	110.32	291.88	70.00	875.00	85.00	105.00	150.00
1-year-olds	7	204.29	99.80	264.05	70.00	800.00	80.00	105.00	150.00
2-year-olds	7	197.14	92.70	245.25	70.00	750.00	80.00	105.00	150.00
3-year-olds	7	179.29	74.97	198.36	70.00	625.00	80.00	105.00	150.00
4-year-olds	6	191.67	87.49	214.31	70.00	625.00	77.50	112.50	268.75
5-year-olds	6	170.83	66.91	163.90	70.00	500.00	77.50	112.50	237.50
School-age (5-12-year- olds)	6	170.83	66.91	163.90	70.00	500.00	77.50	112.50	237.50
Weekly Weekend Rate									
Infants	1	160.00			160.00	160.00	160.00	160.00	160.00
1-year-olds	1	160.00			160.00	160.00	160.00	160.00	160.00
2-year-olds	1	160.00			160.00	160.00	160.00	160.00	160.00
3-year-olds	1	160.00			160.00	160.00	160.00	160.00	160.00
4-year-olds	1	160.00			160.00	160.00	160.00	160.00	160.00
5-year-olds	1	160.00			160.00	160.00	160.00	160.00	160.00
School-age (5-12-year- olds)	1	160.00			160.00	160.00	160.00	160.00	160.00
Out-of-School Time Rates (ages 5-12)									
Before and after school	107	61.94	1.67	17.32	32.00	120.00	50.00	60.00	72.00
Before school	78	43.38	2.14	18.90	5.00	100.00	25.00	45.00	60.00
After school	116	51.88	1.73	18.61	20.00	175.00	40.00	50.00	60.00
Summer	131	102.25	2.77	31.75	65.00	375.00	85.00	96.00	110.00
Weekday virtual learning	51	94.21	3.75	26.80	45.00	197.67	80.00	95.00	100.00

Georgia Child Care Market Rate Statistics by Zone, 2021

Zone 3

Family Child Care Homes (n=158)	Responses	Mean	Std. Error of Mean	Std. Deviation	Minimum	Maximum	Percentiles		
							25th	50th	75th
Weekly Weekday Rate									
Infants	109	105.01	4.71	49.17	50.00	475.00	85.00	100.00	117.50
1-year-olds	109	99.51	3.23	33.75	50.00	375.00	82.50	95.00	110.00
2-year-olds	109	98.13	3.23	33.77	50.00	375.00	80.00	95.00	107.50
3-year-olds	113	97.53	3.18	33.78	50.00	375.00	80.00	95.00	102.33
4-year-olds	107	96.91	3.37	34.89	50.00	375.00	80.00	95.00	100.00
5-year-olds	86	95.53	4.01	37.20	50.00	375.00	80.00	90.00	100.00
Average weekly weekday rate	117	99.42	3.15	34.13	50.00	375.00	80.83	95.00	109.17
Average weekly infant/toddler rate	114	100.71	3.27	34.89	50.00	375.00	82.92	97.50	110.00
Average weekly preschool/3-5-year-old rate	116	97.19	3.16	34.04	50.00	375.00	80.00	94.17	100.00
Weekly Night/Overnight Rate									
Infants	16	170.63	28.47	113.87	70.00	500.00	81.25	142.50	237.50
1-year-olds	17	168.53	26.89	110.89	70.00	500.00	82.50	150.00	225.00
2-year-olds	17	168.53	26.89	110.89	70.00	500.00	82.50	150.00	225.00
3-year-olds	18	167.50	25.46	108.01	70.00	500.00	83.75	142.50	212.50
4-year-olds	18	161.39	21.62	91.71	70.00	400.00	83.75	142.50	212.50
5-year-olds	16	164.38	24.06	96.23	70.00	400.00	81.25	142.50	237.50
School-age (5-12-year- olds)	17	153.24	21.09	86.94	50.00	325.00	82.50	135.00	225.00
Weekly Weekend Rate									
Infants	12	107.50	14.74	51.06	40.00	200.00	66.25	100.00	135.00
1-year-olds	12	106.25	14.82	51.35	40.00	200.00	66.25	95.00	135.00
2-year-olds	12	106.25	14.82	51.35	40.00	200.00	66.25	95.00	135.00
3-year-olds	13	99.62	15.16	54.68	20.00	200.00	62.50	95.00	130.00
4-year-olds	12	106.25	14.82	51.35	40.00	200.00	66.25	95.00	135.00
5-year-olds	12	103.75	15.38	53.26	40.00	200.00	61.25	95.00	135.00
School-age (5-12-year- olds)	12	103.75	15.55	53.86	40.00	200.00	61.25	90.00	137.50
Out-of-School Time Rates (ages 5-12)									
Before and after school	66	64.98	4.01	32.57	25.00	225.00	45.00	52.00	76.25
Before school	40	59.35	6.25	39.54	15.00	225.00	36.25	50.00	70.00
After school	66	55.29	3.99	32.41	15.00	225.00	38.75	50.00	60.00
Summer	67	95.00	3.03	24.77	50.00	200.00	80.00	90.00	105.00
Weekday virtual learning	45	83.89	4.93	33.08	25.00	175.00	65.00	80.00	100.00

Slot-Based Market Rate Percentiles

With the CCDF reauthorization of 2014 and subsequent promulgation of rules by the federal Administration for Children and Families (ACF), additional requirements and guidance for understanding the price and/or cost of child care were established. Specific to market rate surveys, one of the requirements is to analyze data in a manner that captures market differences. *“The survey should examine the price per child care slot, recognizing that all child care facilities should not be weighted equally because some serve more children than others.”*¹ In other words, the guidance is suggesting that market rate statistics be weighted so that the rates charged by providers serving more children count more because they account for more spaces, or slots, in the child care market.

In response to this new federal guidance, analysis of the Georgia 2016-2017 survey results included a comparison of site- and slot-based market rate statistics for the first time. This appendix includes slot-based rate statistics for the 2021 survey results.

As in the previous survey (2016-2017), one of the challenges in analyzing slot-based rates was determining how to weight the rates. State administrative data included capacity for licensed centers and for licensed family homes. However, unlike rate information, capacity information was not divided by child age group. The alternative was to use reported child enrollment by age group. Reported enrollment data also presented some challenges:

- Missing enrollment data.
- Enrollments of zero for a particular age group: Providers may have reported rates for an age group in which they had no enrollment – most likely affecting family providers, who, for example, may provide care for a two-year-old but did not have a two-year-old enrolled at the time of the survey. (The number of licensed centers providing rates but missing enrollments was fairly small.)
- Some inaccurate enrollment data for ages 5-12 (school-age children): As in the 2016-2017 survey, it was apparent that some private or faith-based schools listed their full K-5 or K-8 rather than just the number enrolled in before-and/or after school care programs.
- Some enrollment data for licensed family homes suggested more slots than licensing would allow. These providers may have different children on different days or different children at different times of day, in effect sharing slots.
- For providers with reduced capacity due to the COVID-19 pandemic, enrollments may not reflect the number of slots available in normal operations.

¹ Federal Register Vol. 81 No. 190, September 30, 2016/Rules and Regulations, p. 67510.

Slot-based rate statistics were weighted based on reported age-group enrollment, with the following exceptions:

1. Licensed family child care home slots were capped at six, because that is the maximum number of unrelated children that can be in that type of care. Reported enrollment was scaled so that age group weights summed to six. For example, if a family provider reported a total enrollment of eight and an enrollment of one four-year-old, the four-year-old rate would be multiplied by 0.75 (the number in that age group divided by the total number enrolled multiplied by six).
2. Slot-based rate statistics exclude rates for providers who provided a rate for a specific age group and type of care but did not report enrollment or reported zero enrollment for that age group.

The following table presents information on missing enrollment for reported rates.

Table 1. Reported Rates and Missing Age Group Enrollment by License Type

	Licensed Centers	Exempt Programs	Family Child Care Homes
<i>Reported weekday age-specific weekday rate (not hourly); age group enrollment missing</i>			
Infant	56	3	185
One-year-old	45	2	150
Two-year-old	38	2	117
Three-year-old	44	4	136
Four-year-old	86	5	185
Five-year-old not in school	347	42	240
Number that reported any weekday rate (excluding half-day rates)	1,057	81	526
<i>Reported before- and/or after-school rate</i>			
5-12 enrollment missing	99	22	94
Number that reported any before- and/or after-school rate	824	167	304
Total survey respondents in license category	1,453	681	734

The following table shows the distribution of reported school-age enrollments for centers and school-based programs.

Table 2. Reported School-Age (5-12) Enrollment

Number enrolled	Licensed Centers	Exempt Programs
None (0)	10%	18%
100 or fewer	64%	64%
101-200	1%	2%
201-300	<1%	1%
301-500	0%	1%
501-1,000	0%	1%
>1000	0%	1%
Total reporting 5-12 enrollment	1,090	466
Total survey respondents in license category	1,453	681

Site-based rate statistics are based on unweighted data. The comparison of 2021 site-based and slot-based rate percentiles showed that, most of the slot-based rates were higher than the site-based rates for licensed centers and exempt programs at the 50th and 75th percentiles.

- For licensed child care centers, weekday care slot-based rates were higher for each age group and at each quartile. For example, the 75th percentile rates for three-year-old care were \$180 and \$210 for site- and slot- based rates, respectively, indicating there were more slots at more expensive centers.
- For license-exempt programs, weekday care slot-based rates were higher for each age group at the 50th and 75th percentiles, except for five-year-olds.
- Slot and site-based rates were generally comparable for licensed family child care learning homes, with some inconsistencies in which was higher or lower.

The following table presents a comparison of site and slot-based rates. Slot-based responses are the number of providers reporting both rate and enrollment for the specified age group.

Table 3. Site- and Slot-Based Weekly Full-Day Weekday Child Care Market Rates

Age Group	Site-Based Percentiles				Slot-Based Percentiles				
	Responses	25th	50th	75th	Responses	Slots	25th	50th	75th
Licensed child care learning centers									
Infant	943	125.00	160.00	200.00	854	7,073	140.00	175.00	230.00
One	1,000	125.00	154.00	195.00	940	10,257	135.00	169.07	225.00
Two	1,014	120.00	150.00	190.00	966	13,409	135.00	165.00	215.00
Three	1,042	115.00	140.00	180.00	990	16,193	126.00	160.00	210.47
Four	986	110.00	138.02	175.00	879	17,674	125.00	158.00	205.00
Five	806	100.00	125.00	160.12	275	2,696	115.00	150.00	181.00
Exempt programs									
Infant	29	120.00	155.00	185.52	25	196	120.00	165.00	250.00
One	34	100.00	147.50	170.00	29	325	125.00	160.00	250.00

Age Group	Site-Based Percentiles				Slot-Based Percentiles				
	Responses	25th	50th	75th	Responses	Slots	25th	50th	75th
Two	37	97.50	130.00	164.30	33	590	110.00	160.00	210.00
Three	51	93.02	123.26	160.00	46	833	87.21	137.21	190.00
Four	54	89.30	115.93	153.94	46	846	94.19	137.21	210.00
Five	47	93.02	125.00	150.00	22	164	75.00	125.00	143.75
Family child care learning homes									
Infant	467	100.00	130.00	160.00	222	243	100.00	135.00	161.09
One	490	100.00	125.00	156.25	302	432	100.00	130.00	160.00
Two	504	100.00	125.00	150.00	354	569	100.00	125.00	151.30
Three	500	100.00	125.00	150.00	342	526	100.00	125.00	150.00
Four	471	95.00	125.00	150.00	264	353	100.00	125.00	145.00
Five	400	90.00	118.14	150.00	123	137	90.00	120.00	150.00

Table Notes

1. For slot-based statistics, reported rates are weighted by reported enrollment, except that the total enrollment for family child care homes was limited to six slots. If the provider did not report enrollment or reported an enrollment of zero, that provider's rate is not included in the slot-based rate statistics.
2. The five-year-old age group is five-year-olds not yet in school. Because most five-year-olds are in kindergarten, providers may have no enrollment in this age group; rates with a reported enrollment of zero are not included in slot-based rate statistics.

Following are detailed tables for slot-based rate statistics. (Site-based statistics are included in the body of the report.)

Table 4. Slot-Based Rate Statistics for Licensed Child Care Centers

	Slots	Mean	Std. Error of Mean	Std. Deviation	Minimum	Maximum	Percentiles		
							25th	50th	75th
Weekly weekday full-day care									
Infant	7,073	194.52	0.94	79.47	70.00	452.33	140.00	175.00	230.00
One	10,257	187.98	0.77	77.73	13.00	452.33	135.00	169.07	225.00
Two	13,409	184.01	0.64	74.11	23.26	439.07	135.00	165.00	215.00
Three	16,193	176.00	0.54	68.41	55.00	437.21	126.00	160.00	210.47
Four	17,674	172.55	0.51	67.79	15.00	437.21	125.00	158.00	205.00
Five	2,696	164.79	1.54	80.17	27.91	437.21	115.00	150.00	181.00
Night/overnight care									
Infant	174	185.69	13.47	177.70	50.00	875.00	115.00	135.00	160.00
One	246	174.35	8.95	140.43	50.00	800.00	110.00	130.00	160.00
Two	318	171.07	7.32	130.60	50.00	750.00	110.00	130.00	175.00
Three	318	175.99	8.01	142.75	50.00	625.00	100.00	120.00	175.00
Four	262	173.19	7.95	128.62	50.00	550.00	100.00	130.00	165.00
Five	60	169.42	15.86	122.83	50.00	525.00	105.00	140.00	165.00
School-Age	749	114.74	2.71	74.08	50.00	525.00	85.00	100.00	122.50
Weekend care									
Infant	91	128.35	3.43	32.75	75.00	180.00	100.00	130.00	150.00
One	121	122.40	3.31	36.39	65.00	180.00	85.00	110.00	150.00
Two	151	121.03	2.76	33.96	65.00	170.00	85.00	130.00	150.00
Three	170	115.06	2.51	32.70	65.00	170.00	90.00	100.00	150.00
Four	176	109.63	2.44	32.32	65.00	170.00	80.00	90.00	150.00
Five	28	114.46	5.11	27.04	85.00	170.00	88.25	110.00	130.00
School-Age	193	101.09	2.23	31.02	65.00	170.00	75.00	98.00	120.00
Out-of-school time care									
Before- and after-school	11,990	82.38	0.27	29.13	15.00	450.00	69.00	80.00	95.00
Before-school	9,676	56.90	0.31	30.09	5.00	350.00	40.00	55.00	75.00
After-school	14,131	72.10	0.23	27.90	25.00	375.00	55.00	70.00	83.00
Summer	13,852	136.78	0.37	44.05	40.00	375.00	105.00	125.00	153.00

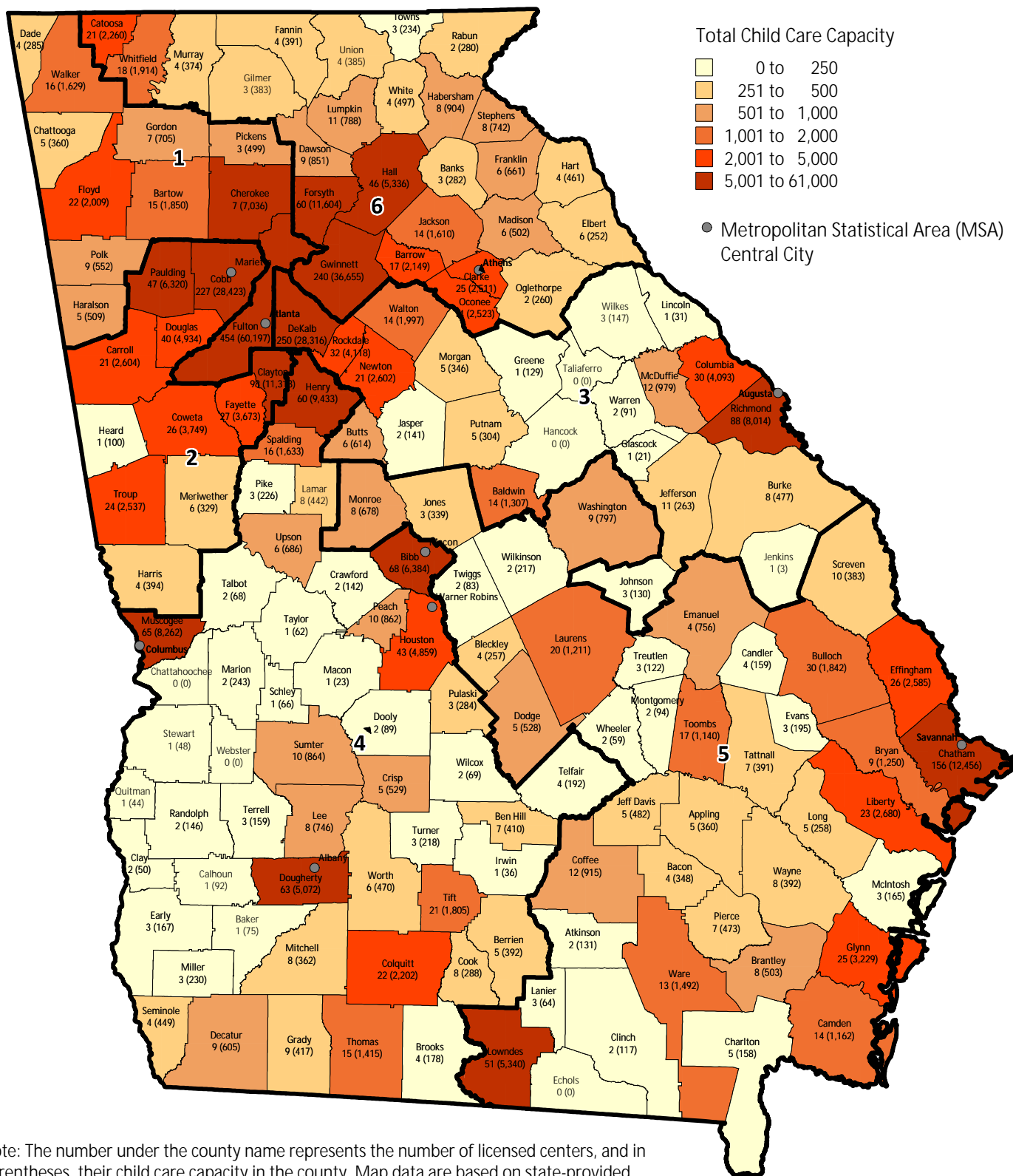
Table 5: Slot-Based Rate Statistics for Exempt Programs

	Slots	Mean	Std. Error of Mean	Std. Deviation	Minimum	Maximum	Percentiles		
							25th	50th	75th
Weekly weekday full-day care									
Infant	196	194.29	7.40	103.64	32.56	425.00	120.00	165.00	250.00
One	325	181.26	5.23	94.28	19.77	416.51	125.00	160.00	250.00
Two	590	177.15	3.93	95.49	25.58	386.05	110.00	160.00	210.00
Three	833	146.91	3.35	96.66	25.35	446.51	87.21	137.21	190.00
Four	846	159.98	3.57	103.89	25.35	446.51	94.19	137.21	210.00
Five	164	152.05	10.17	130.28	25.35	493.02	75.00	125.00	143.75
Night/overnight care									
Infant	22	131.36	0.75	3.51	130.00	140.00	130.00	130.00	130.00
One	23	127.17	2.41	11.56	75.00	130.00	130.00	130.00	130.00
Two	35	127.29	1.73	10.24	75.00	130.00	130.00	130.00	130.00
Three	13	121.15	4.94	17.81	75.00	130.00	115.00	130.00	130.00
Four	37	126.89	1.83	11.14	75.00	130.00	130.00	130.00	130.00
Five	204	222.43	1.28	18.31	75.00	225.00	225.00	225.00	225.00
School-Age	1,010	109.06	2.58	81.85	35.00	225.00	40.00	50.00	225.00
Weekend care									
Infant	19	70.00	0.00	0.00	70.00	70.00	70.00	70.00	70.00
One	22	68.18	1.82	8.53	30.00	70.00	70.00	70.00	70.00
Two	33	68.79	1.21	6.96	30.00	70.00	70.00	70.00	70.00
Three	43	77.44	4.95	32.49	30.00	109.00	35.00	70.00	109.00
Four	61	78.69	3.08	24.07	30.00	109.00	70.00	70.00	109.00
Five	227	76.74	0.81	12.28	30.00	109.00	75.00	75.00	75.00
School-Age	451	80.39	0.84	17.82	25.00	109.00	75.00	75.00	75.00
Out-of-school time care									
Before- and after-school	1,993	82.03	0.64	28.52	22.09	225.00	70.00	75.00	90.00
Before-school	1,503	33.86	0.56	21.85	5.00	110.00	15.00	30.00	40.00
After-school	5,262	55.57	0.35	25.71	10.47	250.00	40.00	51.00	65.00
Summer	4,274	185.57	1.48	96.62	35.00	400.00	125.00	165.00	210.00

Table 6. Slot-Based Rate Statistics for Family Child Care Homes

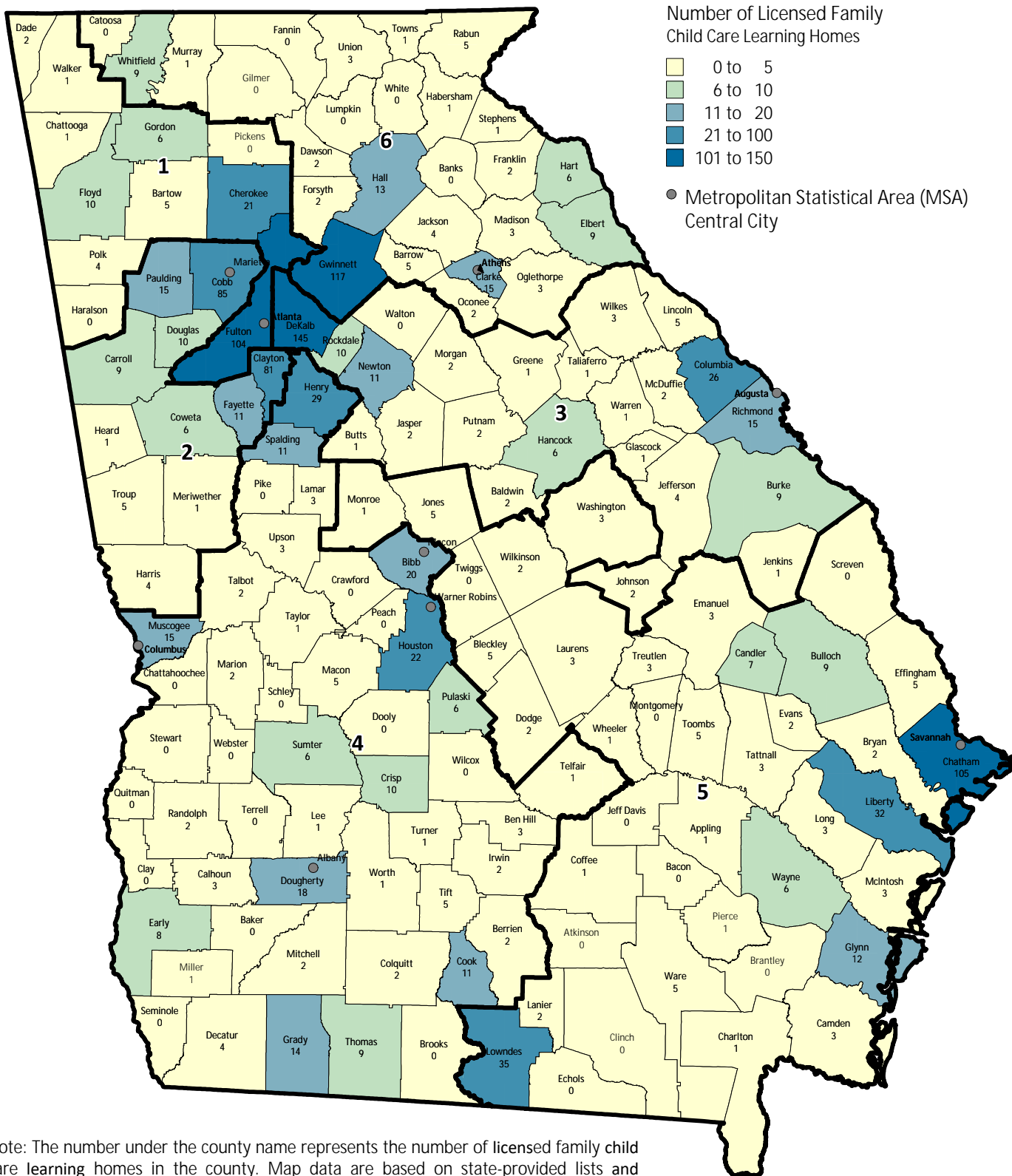
	Slots	Mean	Std. Error of Mean	Std. Deviation	Minimum	Maximum	Percentiles		
							25th	50th	75th
Weekly weekday full-day care									
Infant	243	138.13	2.82	43.92	50.00	300.00	100.00	135.00	161.09
One	432	136.73	2.15	44.62	50.00	350.00	100.00	130.00	160.00
Two	569	134.06	1.86	44.40	50.00	375.00	100.00	125.00	151.30
Three	526	127.53	1.83	42.00	60.00	325.00	100.00	125.00	150.00
Four	353	126.08	2.13	40.14	60.00	325.00	100.00	125.00	145.00
Five	137	128.61	4.12	48.32	60.00	280.00	90.00	120.00	150.00
Night/overnight care									
Infant	28	239.16	27.57	145.24	80.00	500.00	128.55	183.73	388.18
One	66	195.11	13.29	108.02	70.00	500.00	125.00	160.00	227.44
Two	73	207.80	12.78	108.87	70.00	500.00	135.00	175.00	274.07
Three	80	200.96	13.43	120.15	70.00	500.00	110.00	150.00	250.00
Four	37	201.67	18.68	113.74	80.00	500.00	100.00	165.72	251.08
Five	21	170.55	18.70	86.01	70.00	400.00	95.30	155.00	250.00
School-Age	94	170.99	10.50	102.09	50.00	450.00	95.00	145.00	200.00
Weekend care									
Infant	17	128.24	11.25	47.03	65.00	200.00	96.62	108.83	184.50
One	41	113.61	9.54	61.03	30.00	300.00	69.84	100.00	140.00
Two	48	124.39	6.90	47.63	30.00	200.00	94.35	120.00	162.45
Three	49	113.53	8.29	58.33	45.00	300.00	70.00	99.93	145.78
Four	26	108.65	11.34	57.82	30.00	300.00	66.87	100.00	132.11
Five	15	85.19	9.87	38.48	45.00	200.00	61.93	70.00	94.47
School-Age	71	95.05	6.72	56.66	30.00	300.00	50.00	80.00	120.00
Out-of-school time care									
Before- and after-school	336	77.84	2.02	37.08	35.00	300.00	55.00	70.00	85.00
Before-school	255	60.49	2.31	36.93	10.00	300.00	40.00	50.00	65.00
After-school	305	60.98	1.95	34.11	15.00	300.00	45.00	50.74	65.00
Summer	312	110.51	2.39	42.19	50.00	300.00	85.00	100.00	125.00

Bright from the Start: Georgia Department of Early Care and Learning (DECAL) Licensed Child Care Learning Centers by County and Child Care Resource & Referral Region



Note: The number under the county name represents the number of licensed centers, and in parentheses, their child care capacity in the county. Map data are based on state-provided lists and child care market rate survey returns/responses (2021).

Bright from the Start: Georgia Department of Early Care and Learning (DECAL) Licensed Family Child Care Learning Homes by County and Child Care Resource & Referral Region



Note: The number under the county name represents the number of licensed family child care learning homes in the county. Map data are based on state-provided lists and child care market rate survey returns/responses (2021).



2 Martin Luther King Jr. Drive SE, Suite 754, East Tower, Atlanta, GA 30334
(404) 656-5957

Brian P. Kemp
Governor

Amy M. Jacobs
Commissioner

March 28, 2021

Dear Program Director:

Bright from the Start: Georgia Department of Early Care and Learning (DECAL) is surveying programs regarding the **2021** cost of child care and early education statewide. The information you provide will help us compile a snapshot of early care and education and prepare Georgia's next Child Care and Development Fund State Plan.

Care Solutions, Inc. is sending this survey to child care and early education programs statewide, including licensing-exempt programs, on our behalf. This year's survey asks for specific information about staff education levels and wages to inform our quality cost analysis, so have those records handy as you complete the survey.

Please complete the survey as soon as possible, **even if you do not charge parents** for the child care and early education you provide. *You can complete the survey **online** or by using this **paper survey form**.*

To complete the survey online:

1. Copy or type <https://www.caresolutions.com/GAMRsurvey/> into your Internet browser's address bar (not the search bar).
2. Log in with the five-digit ID number printed above your program name and your program site ZIP code above.

If you prefer to fill out the paper survey form, return the completed form to Care Solutions in the enclosed pre-addressed, postage-paid envelope. If you **complete** the survey online, you do not need to return a paper survey form.

If your program has more than one site, complete a separate survey (online or on paper) for each site. (Each site should have received its own letter and form.) If you prefer, you can email Care Solutions to request a custom survey spreadsheet that you can use for all your sites.

If you have any questions, contact Care Solutions toll-free at 1-800-227-3410 or email GAMRsurvey@caresolutions.com.

Your participation will help us get the most accurate information about the cost of child care and early education in Georgia. Thank you for your help in this important effort!

Sincerely,

Amy M. Jacobs
Commissioner

Si prefiere recibir la información y completar el cuestionario de cuidado de niños en español, por favor llame gratuitamente a Care Solutions al 1-800-227-3410 y luego marque 9.

***This survey should be completed by the owner, director, assistant director, or administrator of your center/program site.
Please read all instructions and mark responses carefully. Complete ALL SIDES of this form – THANK YOU!***

1. Has your program site provided early learning or child care for children under age 13 at any time in 2020-2021?
- Yes, currently open with normal operations
- Yes, currently open with reduced hours or capacity → Continue with Question #2.
- Yes, but temporarily closed
- Yes, but permanently closed
- Not applicable - this is a single-purpose teaching program (e.g., music only, arts only, sports only, tutoring only) → Skip the rest of the questionnaire and update your status by returning this form by mail in the pre-addressed, pre-paid envelope; by calling 1-800-227-3410; or by emailing GAMRsurvey@caresolutions.com.
- No

2. Which **ONE** of the following **best** describes your program site? (mark only one)
- A privately owned and operated for-profit child care center/program/preschool
- A private non-profit child care center/program/preschool
- A faith-based child care center/program/preschool
- A college or university-based center/program/preschool
- A company-sponsored child care center serving only company employees
- A center/program/preschool approved by the Department of Defense (DOD)
- A public school-based child care center or program
- A community or parks/recreation center/program

Another type of center (please specify):

3. Your program site is: (mark one)
- A center/program/school with only one site
- A center/program/school that is part of a chain or group with more than one site

4. How long has your program site been providing child care and early learning services? (mark one)
- Less than 1 year 1 to 2 years 3 to 5 years 6 to 9 years 10 years or more

PROGRAMS AND SERVICES

5. Please indicate which of the following programs and services your program site usually provides during normal operations: (mark all that apply)
- | | |
|--|---|
| Full-day care for children under age 6 at least three days a week <input type="checkbox"/> | Before and/or after-school care <input type="checkbox"/> |
| Part-day care for children under age 6 (any number of days) <input type="checkbox"/> | After-hours care (evening/night/weekend) <input type="checkbox"/> |
| Part-time care (less than three days a week) <input type="checkbox"/> | Summer care/day camps/programs <input type="checkbox"/> |
| Lottery-funded Georgia's Pre-K <input type="checkbox"/> | Transportation to or from the child's school <input type="checkbox"/> |
| Half-day private 4-year-old pre-k <input type="checkbox"/> | Transportation to or from the child's home <input type="checkbox"/> |
| Full-day private 4-year-old pre-k <input type="checkbox"/> | Care for medically fragile children <input type="checkbox"/> |
| Early Head Start <input type="checkbox"/> | Care for children while they are sick <input type="checkbox"/> |
| Head Start <input type="checkbox"/> | Care for children with disabilities <input type="checkbox"/> |
| Kindergarten <input type="checkbox"/> | Drop-in care (when space is available) <input type="checkbox"/> |
6. When does your program site usually open and close during the week, Monday through Friday?

Open: : AM

Close: : PM

7. How many lottery-funded Georgia Pre-K classrooms does your program site have? _____
8. How many Early Head Start and Head Start classrooms does your program site have? _____
9. Write in the usual numbers of classrooms and teachers during normal school-year operations for each of the following age groups (including Pre-K and Head Start):

<i>Youngest age comprising at least 20% of the class:</i>	Number of Classrooms	Number of Lead Teachers Per Room	Number of Assistant Teachers Per Room
Infants (0-12 month):			
1-year-olds (13-24 months):			
2-year-olds (24-36 months):			
3-year-olds:			
4-year-olds:			
5-year-olds (not in kindergarten or 1 st grade):			
Onsite kindergarten:			
Total number of classrooms usually in use:			
Above classrooms also used for before- and after-school care for school-age children, if any:			
Additional classrooms used only for before- and after-school care for school-age children, if any (not used during school day):			
Classrooms used only for supporting school-age children’s virtual learning during the COVID-19 pandemic, if any:			
Classrooms not in use:			

ENROLLMENT

10. For each age group listed below, write in the number of children usually enrolled in/participating in your program during normal operations and the number of children you would like to have enrolled:

<i>(write number in box)</i>	Number Enrolled During the School Year	Desired School Year Enrollment
Infants (0 – 12 months):		
1-year-olds (13 – 24 months):		
2-year-olds (25 – 36 months):		
3-year-olds:		
4-year-olds:		
5-year-olds not in school (not in kindergarten or first grade):		
School-age children (<i>ages 5-12</i>):		
Total number of children ages 0-12:		

11. How many of the school-age children (*ages 5-12*) do you usually serve **before school**? _____
12. How many of the school-age children do you usually serve **after school**? _____
13. How many of the school-age children are receiving **school virtual learning support**? _____

14. What is your typical summer enrollment?	Children age 5 and under:	
	School-age children ages 6-12:	
15. How many children do you usually transport to/from home ?	During the school year:	
	During the summer:	
16. How many children do you usually transport to/from school ?	During the school year:	
	During the summer:	

17. How many children currently enrolled have: (*write in number; if none, put “0”*)
 An Individual Education Plan (IEP): _____ An Individual Family Service Plan (IFSP): _____
18. How many children currently enrolled reside in a home where the primary language is not English? (*if none, put “0”*): _____
If one or more: Do any of these children receive any care or instruction in their home language? No Yes
If yes, which language(s)? Spanish Other → (*please specify*): _____

CHILDCARE & PARENT SERVICES (CAPS)

19. Do you or will you accept children who are subsidized by CAPS/receive CAPS scholarships? No → Continue with Question #20
 Yes → Skip to Question #21

If no/not participating in CAPS:

20. Why do you not participate in the state’s child care subsidy/scholarship program (CAPS)? (mark all that apply)

- Too much paperwork involved
- Payment rates are too low
- Takes too long to get payments
- Families we serve would not qualify
- Families living in the area would not qualify
- Have full enrollment without families that would qualify
- Not eligible to participate in CAPS
- Other reason (please specify): _____

----- Skip to CHILD CARE RATES SECTION, beginning with Question #24 -----

21. Do you charge families receiving CAPS subsidies all or part of the difference between the total CAPS rate (the payment you receive from CAPS plus the family co-pay) and your program’s stated rate? (mark one)

- Yes, the full difference
- Yes, part of the difference
- No, none of the difference
- N/A, not currently serving CAPS-subsidized children

22. Do you limit the number of children receiving CAPS subsidies that can be enrolled in your center?

- No → Skip to Question #24
- Yes → Continue with Question #23

23. Why do you limit the number of children receiving CAPS subsidies? (mark all that apply)

- Too much paperwork involved
- Payment rates are too low
- Takes too long to get payments

Other reason (please specify): _____

CHILD CARE RATES

24. Does either the children's parents/guardians or the CAPS program pay you for the child care and education services you provide? No → Skip to OTHER FUNDING, Question #32.
 Yes → Continue with Question #25.

PLEASE READ: If you **do not** charge or receive payment from parents or guardians for child care, go to Question #32.
 If you **do** charge or receive payment for child care:

INSTRUCTIONS for Child Care Rate Questions

- Write in **the TOTAL amount** you charge by age group, that is, the **higher** amount of:
 - The amount you charge parents who do not receive CAPS child care assistance subsidies, OR
 - The amount the parent pays **plus** the payment you receive from CAPS
- For each amount written in, mark **ONE** box in that row to indicate whether that total amount is for one hour, one day, one evening, one overnight, one week, one weekend, etc., of care.

25. If you provide weekday child care/early education, how much do you usually charge for each of the following age groups?

(child care Monday-Friday typically between the hours of 7 am and 6 pm)

(enter one amount and mark one box per row)

Infants (0 – 12 months): \$ _____ per: Hour Day Week Month

1-year-olds (13 – 24 months): \$ _____ per: Hour Day Week Month

2-year-olds (25 – 36 months): \$ _____ per: Hour Day Week Month

3-year-olds: \$ _____ per: Hour Day Week Month

4-year-olds: \$ _____ per: Hour Day Week Month

5-year-olds not in school: \$ _____ per: Hour Day Week Month

Are the above rates for a full-day or a half-day program? Full-day Half-day

26. If you provide child care at night or overnight, how much do you usually charge for each of the following age groups?

(child care between the hours of 6 pm and 7 am)

Infants (0 – 12 months):	\$ _____	per:	Hour <input type="checkbox"/>	Evening <input type="checkbox"/>	Overnight <input type="checkbox"/>	Week <input type="checkbox"/>
1-year-olds (13 – 24 months):	\$ _____	per:	Hour <input type="checkbox"/>	Evening <input type="checkbox"/>	Overnight <input type="checkbox"/>	Week <input type="checkbox"/>
2-year-olds (25 – 36 months):	\$ _____	per:	Hour <input type="checkbox"/>	Evening <input type="checkbox"/>	Overnight <input type="checkbox"/>	Week <input type="checkbox"/>
3-year-olds:	\$ _____	per:	Hour <input type="checkbox"/>	Evening <input type="checkbox"/>	Overnight <input type="checkbox"/>	Week <input type="checkbox"/>
4-year-olds:	\$ _____	per:	Hour <input type="checkbox"/>	Evening <input type="checkbox"/>	Overnight <input type="checkbox"/>	Week <input type="checkbox"/>
5-year-olds not in school:	\$ _____	per:	Hour <input type="checkbox"/>	Evening <input type="checkbox"/>	Overnight <input type="checkbox"/>	Week <input type="checkbox"/>
5-12-year-olds (school age):	\$ _____	per:	Hour <input type="checkbox"/>	Evening <input type="checkbox"/>	Overnight <input type="checkbox"/>	Week <input type="checkbox"/>

27. If you provide child care on the weekend, how much do you usually charge? (between Friday night and Sunday night)

Infants (0 – 12 months):	\$ _____	per:	Hour <input type="checkbox"/>	Day <input type="checkbox"/>	Weekend <input type="checkbox"/>
1-year-olds (13 – 24 months):	\$ _____	per:	Hour <input type="checkbox"/>	Day <input type="checkbox"/>	Weekend <input type="checkbox"/>
2-year-olds (25 – 36 months):	\$ _____	per:	Hour <input type="checkbox"/>	Day <input type="checkbox"/>	Weekend <input type="checkbox"/>
3-year-olds:	\$ _____	per:	Hour <input type="checkbox"/>	Day <input type="checkbox"/>	Weekend <input type="checkbox"/>
4-year-olds:	\$ _____	per:	Hour <input type="checkbox"/>	Day <input type="checkbox"/>	Weekend <input type="checkbox"/>
5-year-olds not in school:	\$ _____	per:	Hour <input type="checkbox"/>	Day <input type="checkbox"/>	Weekend <input type="checkbox"/>
5-12-year-olds (school age):	\$ _____	per:	Hour <input type="checkbox"/>	Day <input type="checkbox"/>	Weekend <input type="checkbox"/>

28. If you provide out-of-school time care for children ages 5-12, how much do you usually charge for each of the following?

Before AND after school care:	\$ _____	per:	Hour <input type="checkbox"/>	Day <input type="checkbox"/>	Week <input type="checkbox"/>
Before school care only:	\$ _____	per:	Hour <input type="checkbox"/>	Day <input type="checkbox"/>	Week <input type="checkbox"/>
After school care only:	\$ _____	per:	Hour <input type="checkbox"/>	Day <input type="checkbox"/>	Week <input type="checkbox"/>
Weekday care for students engaged in virtual learning:	\$ _____	per:	Hour <input type="checkbox"/>	Day <input type="checkbox"/>	Week <input type="checkbox"/>
Summer care:	\$ _____	per:	Hour <input type="checkbox"/>	Day <input type="checkbox"/>	Week <input type="checkbox"/>

29. If you provide drop-in child care, how much do you usually charge?

(child care for shorter periods of time when you have space available) \$ _____ per: Hour Day

30. What additional fees do you usually charge? (check all that apply)

Application fee <input type="checkbox"/>	Activities fee <input type="checkbox"/>
Registration fee <input type="checkbox"/>	Materials and supplies fee <input type="checkbox"/>

Other fee (please specify:) _____

If you charge a registration fee: What type of registration fee and how much do you usually charge? (mark one box and write in the highest amount you charge for that fee)

<input type="checkbox"/> A one-time fee per family of \$ _____	<input type="checkbox"/> A yearly fee per family of \$ _____
<input type="checkbox"/> A one-time fee per child of \$ _____	<input type="checkbox"/> A yearly fee per child of \$ _____

31. Do you offer a discount to families for more than one child? No Yes

OTHER FUNDING

32. Does your program site receive money from the state’s Child and Adult Care Food Program (CACFP) for children in your care?
 No Yes → If yes, for how many children? _____

33. Does your program site receive any additional funding from private foundations or other grants?
 No Yes → If yes, about how much per year? \$ _____

STAFFING

34. Write in the usual number of full-time and part-time staff at your site by position during normal operations. (Count each person only once; if a person does more than one job, count that person in the role where they spend the most time.)

	Number of Full-Time (at least 32 hours per week)	Number of Part-Time (less than 32 hours per week)
Director/assistant directors/administrators:		
Lead teachers:		
Assistant teachers:		
Aides/floaters:		
Social work/family services staff:		
Cafeteria/maintenance/other support staff:		
TOTAL STAFF:		

TEACHER EDUCATION AND WAGES

This next set of questions is asking for the highest level of education and average hourly wages separately for Georgia’s Pre-K lead and assistant teachers and for lead and assistant teachers in other classrooms. Do not count any individual more than once.

If you do not have Georgia’s Pre-K classrooms, skip to Question #37.

35. For LEAD teachers in your site’s LOTTERY-FUNDED Georgia’s Pre-K classrooms:

Number with a **master’s, specialist, or higher degree** in early childhood/child development (EC/CD) or a related field: _____

Number with a master’s, specialist, or higher degree in an unrelated field: _____

Average hourly wage for your site’s Georgia’s Pre-K lead teachers with a master’s, specialist, or higher-level degree:

\$7.25 - \$9.24 \$9.25 - \$11.24 \$11.25 - \$13.24 \$13.25 - \$15.24 \$15.25 - \$17.24 \$17.25 or more

Number with a **bachelor’s degree** in EC/CD or a related field: _____

Number with a bachelor’s degree in an unrelated field: _____

Average hourly wage for your site’s Georgia’s Pre-K lead teachers with a bachelor’s degree:

\$7.25 - \$9.24 \$9.25 - \$11.24 \$11.25 - \$13.24 \$13.25 - \$15.24 \$15.25 - \$17.24 \$17.25 or more

Number with an **associate degree** in EC/CD or a related field: _____

Number with an associate degree in an unrelated field: _____

Average hourly wage for your site’s Georgia’s Pre-K lead teachers with an associate degree:

\$7.25 - \$9.24 \$9.25 - \$11.24 \$11.25 - \$13.24 \$13.25 - \$15.24 \$15.25 - \$17.24 \$17.25 or more

Number with **specialized EC/CD training**, such as a CDA or technical certificate of credit, but no associate or higher degree: _____

Average hourly wage for your site’s Georgia’s Pre-K lead teachers with specialized training but no associate or higher degree:

\$7.25 - \$9.24 \$9.25 - \$11.24 \$11.25 - \$13.24 \$13.25 - \$15.24 \$15.25 - \$17.24 \$17.25 or more

36. For ASSISTANT teachers in your site's LOTTERY-FUNDED Georgia's Pre-K classrooms:Number with a **master's, specialist, or higher degree** in early childhood/child development (EC/CD) or a related field: _____

Number with a master's, specialist, or higher degree in an unrelated field: _____

Average hourly wage for your site's Georgia's Pre-K master's, specialist, or higher-level assistant teachers:

\$7.25 - \$9.24 \$9.25 - \$11.24 \$11.25 - \$13.24 \$13.25 - \$15.24 \$15.25 - \$17.24 \$17.25 or more Number with a **bachelor's degree** in early childhood/child development (EC/CD) or a related field: _____

Number with a bachelor's degree in an unrelated field: _____

Average hourly wage for your site's Georgia's Pre-K bachelor's-level assistant teachers:

\$7.25 - \$9.24 \$9.25 - \$11.24 \$11.25 - \$13.24 \$13.25 - \$15.24 \$15.25 - \$17.24 \$17.25 or more Number with an **associate degree** in EC/CD or a related field: _____

Number with an associate degree in an unrelated field: _____

Average hourly wage for your site's Georgia's Pre-K associate-level assistant teachers:

\$7.25 - \$9.24 \$9.25 - \$11.24 \$11.25 - \$13.24 \$13.25 - \$15.24 \$15.25 - \$17.24 \$17.25 or more Number with **specialized EC/CD training**, such as a CDA or technical certificate of credit, but no associate or bachelor's degree: _____

Average hourly wage for these non-degreed Pre-K assistant teachers with specialized training:

\$7.25 - \$9.24 \$9.25 - \$11.24 \$11.25 - \$13.24 \$13.25 - \$15.24 \$15.25 - \$17.24 \$17.25 or more Number with **high school education or less**: _____

Average hourly wage for your site's Georgia's Pre-K assistant teachers with a high school education or less:

\$7.25 - \$9.24 \$9.25 - \$11.24 \$11.25 - \$13.24 \$13.25 - \$15.24 \$15.25 - \$17.24 \$17.25 or more **37. For LEAD teachers in your site's OTHER early learning classrooms, NOT including Georgia's Pre-K classrooms:**Number with a **master's, specialist, or higher degree** in early childhood/child development (EC/CD) or a related field: _____

Number with a master's, specialist, or higher degree in an unrelated field: _____

Average hourly wage for your site's other lead teachers with a master's, specialist, or higher-level degree:

\$7.25 - \$9.24 \$9.25 - \$11.24 \$11.25 - \$13.24 \$13.25 - \$15.24 \$15.25 - \$17.24 \$17.25 or more Number with a **bachelor's degree** in EC/CD or a related field: _____

Number with a bachelor's degree in an unrelated field: _____

Average hourly wage for your site's other lead teachers with a bachelor's degree:

\$7.25 - \$9.24 \$9.25 - \$11.24 \$11.25 - \$13.24 \$13.25 - \$15.24 \$15.25 - \$17.24 \$17.25 or more Number with an **associate degree** in EC/CD or a related field: _____

Number with an associate degree in an unrelated field: _____

Average hourly wage for your site's other lead teachers with an associate degree:

\$7.25 - \$9.24 \$9.25 - \$11.24 \$11.25 - \$13.24 \$13.25 - \$15.24 \$15.25 - \$17.24 \$17.25 or more Number with **specialized EC/CD training**, such as a CDA or technical certificate of credit, but no associate or higher degree: _____

Average hourly wage for your site's other lead teachers with specialized training but no associate or higher degree:

\$7.25 - \$9.24 \$9.25 - \$11.24 \$11.25 - \$13.24 \$13.25 - \$15.24 \$15.25 - \$17.24 \$17.25 or more Number with **high school education or less**: _____

Average hourly wage for your site's other lead teachers with a high school education or less:

\$7.25 - \$9.24 \$9.25 - \$11.24 \$11.25 - \$13.24 \$13.25 - \$15.24 \$15.25 - \$17.24 \$17.25 or more

38. For ASSISTANT teachers in your site's OTHER early learning classrooms, NOT including Georgia's Pre-K classrooms:Number with a **master's, specialist, or higher degree** in early childhood/child development (EC/CD) or a related field: _____

Number with a master's, specialist, or higher degree in an unrelated field: _____

Average hourly wage for your site's other master's, specialist, or higher-level assistant teachers:

\$7.25 - \$9.24 \$9.25 - \$11.24 \$11.25 - \$13.24 \$13.25 - \$15.24 \$15.25 - \$17.24 \$17.25 or more Number with a **bachelor's degree** in early childhood/child development (EC/CD) or a related field: _____

Number with a bachelor's degree in an unrelated field: _____

Average hourly wage for your site's other bachelor's-level assistant teachers:

\$7.25 - \$9.24 \$9.25 - \$11.24 \$11.25 - \$13.24 \$13.25 - \$15.24 \$15.25 - \$17.24 \$17.25 or more Number with an **associate degree** in EC/CD or a related field: _____

Number with an associate degree in an unrelated field: _____

Average hourly wage for your site's other associate-level assistant teachers:

\$7.25 - \$9.24 \$9.25 - \$11.24 \$11.25 - \$13.24 \$13.25 - \$15.24 \$15.25 - \$17.24 \$17.25 or more Number with **specialized EC/CD training**, such as a CDA or technical certificate of credit, but no associate or bachelor's degree: _____

Average hourly wage for these other non-degreed assistant teachers with specialized training:

\$7.25 - \$9.24 \$9.25 - \$11.24 \$11.25 - \$13.24 \$13.25 - \$15.24 \$15.25 - \$17.24 \$17.25 or more Number with **high school education or less**: _____

Average hourly wage for your site's other assistant teachers with a high school education or less:

\$7.25 - \$9.24 \$9.25 - \$11.24 \$11.25 - \$13.24 \$13.25 - \$15.24 \$15.25 - \$17.24 \$17.25 or more **39.** What was the total annual operating budget for this site for 2020? \$ _____**40.** Is this more, less or about the same as the total annual operating budget for 2019?More Less About the same **41.** What is the title of the person completing this survey? (*mark only one*)Owner Director Assistant director Other → (*please specify*): _____*Thank you for your help on this important survey!**Please return your completed form in the enclosed postage-paid envelope to:**Care Solutions, Inc., 1117 Perimeter Center West, Suite W-300, Atlanta, GA 30338**or email GAMRsurvey@caresolutions.com*



2 Martin Luther King Jr. Drive SE, Suite 754, East Tower, Atlanta, GA 30334
(404) 656-5957

Brian P. Kemp
Governor

Amy M. Jacobs
Commissioner

March 28, 2021

Dear Family Child Care Owner:

Bright from the Start: Georgia Department of Early Care and Learning (DECAL) is surveying programs regarding the **2021** cost of child care and early education statewide. The information you provide will help us compile a snapshot of early care and education and prepare Georgia's next Child Care and Development Fund State Plan.

Care Solutions, Inc. is sending this survey to child care and early education providers statewide on our behalf.

Please complete the survey as soon as possible, ***even if you do not charge parents*** for the child care and early education you provide. *You can complete the survey **online** or by using the enclosed **paper survey form**.*

To complete the survey online:

1. Copy or type <https://www.caresolutions.com/GAMRsurvey/> into your Internet browser's address bar (not the search bar).
2. Log in with the five-digit ID number printed above your program name and your site ZIP code above.

If you prefer to fill out the paper survey form, return the completed form to Care Solutions in the enclosed pre-addressed, postage-paid envelope. If you **complete** the survey online, you do not need to return a paper survey form.

If you have any questions, contact Care Solutions toll-free at 1-800-227-3410 or email GAMRsurvey@caresolutions.com.

Your participation will help us get the most accurate information about the cost of child care and early education in Georgia. Thank you for your help in this important effort!

Sincerely,

Amy M. Jacobs
Commissioner

Si prefiere recibir la información y completar el cuestionario de cuidado de niños en español, por favor llame gratuitamente a Care Solutions al 1-800-227-3410 y luego marque 9.

Please read all instructions and mark your responses carefully. Complete ALL SIDES of this form - THANK YOU!

1. Have you provided child care for children under age 13 at any time in 2020-2021? (mark one box)

- Yes, currently providing child care as usual
 Yes, currently providing care but for fewer children → Please continue with Question #2.
 Yes, but temporarily closed
 Yes, but permanently closed
 No → Skip the rest of this survey and update your status by returning this form by mail in the pre-addressed, pre-paid envelope; by calling 1-800-227-3410; or by emailing the form to GAMRSurvey@caresolutions.com.

2. Where do you provide child care? (mark one)

- In your home Location varies
 At the child's home At another location

If another location, where? _____

3. Do you provide care for children under age 13 who are: (mark "yes" or "no" for each)

- Your own children? No Yes
 Your own grandchildren? No Yes
 Other children related to you? No Yes
 Children **NOT** related to you? No Yes

4. Write in the number of children you care for at least five hours a week in each age group:

(write in the number of children in each age group)
 Infants (0-12 months): _____ 4-year-olds: _____
 1-year-olds (13-24 months): _____ 5-year-olds not in kindergarten or first grade: _____
 2-year-olds (25-36 months): _____ 5- to 12-year-olds (school-age): _____
 3-year-olds: _____

5. Which of the following programs or services do you provide? (mark all that apply)

- Full-day care Drop-in child care (when you have space available)
 Half-day care Transportation for children in your care
 Before and/or after-school care Care for medically fragile children
 Early Head Start services Care for children while they are sick

6. When do you provide child care for children under age 13? (If you do not provide care on the days listed, mark the "Not Open" box. If you do provide care on those days, mark the "Open" box, and write in your usual starting and ending times and mark box for am or pm)

	<u>Not Open</u>	<u>Open</u>	<u>Starting Time</u>		to	<u>Ending Time</u>	
Monday-Friday:	<input type="checkbox"/>	<input type="checkbox"/> →	<input type="text"/> <input type="text"/>	: <input type="text"/> <input type="text"/>		<input type="text"/> <input type="text"/>	: <input type="text"/> <input type="text"/>
Saturday:	<input type="checkbox"/>	<input type="checkbox"/> →	<input type="text"/> <input type="text"/>	: <input type="text"/> <input type="text"/>		<input type="text"/> <input type="text"/>	: <input type="text"/> <input type="text"/>
Sunday:	<input type="checkbox"/>	<input type="checkbox"/> →	<input type="text"/> <input type="text"/>	: <input type="text"/> <input type="text"/>		<input type="text"/> <input type="text"/>	: <input type="text"/> <input type="text"/>
Work or School Holidays:	<input type="checkbox"/>	<input type="checkbox"/> →	<input type="text"/> <input type="text"/>	: <input type="text"/> <input type="text"/>		<input type="text"/> <input type="text"/>	: <input type="text"/> <input type="text"/>

7. Do you provide after-hours care if requested? No Yes

CHILDCARE AND PARENTS SERVICES (CAPS)

8. Do you currently receive payments from the state's child care subsidy program (CAPS) for any of the children in your care?

Yes, currently receive CAPS payments → Skip to Question #11

No, have received CAPS payments in the past but not currently

No, have never received CAPS payments → Continue with Question #9

9. Will you accept children who are subsidized by CAPS? No → Continue with Question #10

Yes → Skip to Question #11

10. Why will you not accept children who are subsidized by CAPS? (mark all that apply)

Too much paperwork involved

Payment rates are too low

Takes too long to get payments

Families I serve would not qualify

Families living in my area would not qualify

Spaces are filled without families that would qualify

Prefer to serve families who are not CAPS-eligible

Other reason (please specify): _____

----- Skip to CHILD CARE RATES, Question #15 -----

11. For how many children do you receive CAPS subsidy payments? (write in number) _____ children

12. Do you charge families receiving CAPS subsidies all or part of the difference between the total CAPS rate (the payment you receive from CAPS plus the family co-pay) and your regular rate for children not receiving CAPS? (mark one)

Yes, the full difference Yes, part of the difference No

13. Do you limit the number of children receiving CAPS subsidies that can be cared for in your home?

No → Skip to CHILD CARE RATES, Question #15

Yes → Continue with Question #14

14. Why do you limit the number of children receiving CAPS subsidies? (mark all that apply)

Too much paperwork involved

Payment rates are too low

Takes too long to get payments

Other reason (please specify): _____

CHILD CARE RATES

15. Does either children's parents/guardians or the CAPS program pay you for the child care and education services you provide? No → Skip to Question #23.
Yes → Please continue with the CHILD CARE RATES Section, Question #16

IMPORTANT INSTRUCTIONS for Questions #16-19

If you **DO NOT** charge or receive payment for providing child care, skip this section and go to Question #23.

If you **DO** charge or receive payment from parents or guardians for child, please provide your rates in the rows below for different types of care and different age groups:

Please write in the total amount for one child in each age group that you serve.

- DO** include payments from CAPS as well as from families – **DO NOT** include other payments, such as food program or registration.
- If different families pay different amounts, write in the highest amount.
- In each row where you write an amount, mark whether the rate is per hour, per day, per week etc. Mark only **ONE** box in each row.

Call 1-800-227-3410 if you have any questions about how to report your rates.

16. If you provide weekday child care, how much do you charge for each of the following age groups?

(Child care Monday-Friday typically between 7 am and 6 pm)

Infants (0 – 12 months):	\$ _____	per:	Hour <input type="checkbox"/>	Day <input type="checkbox"/>	Week <input type="checkbox"/>	Month <input type="checkbox"/>
1-year-olds (13 – 24 months):	\$ _____	per:	Hour <input type="checkbox"/>	Day <input type="checkbox"/>	Week <input type="checkbox"/>	Month <input type="checkbox"/>
2-year-olds (25 – 36 months):	\$ _____	per:	Hour <input type="checkbox"/>	Day <input type="checkbox"/>	Week <input type="checkbox"/>	Month <input type="checkbox"/>
3-year-olds:	\$ _____	per:	Hour <input type="checkbox"/>	Day <input type="checkbox"/>	Week <input type="checkbox"/>	Month <input type="checkbox"/>
4-year-olds:	\$ _____	per:	Hour <input type="checkbox"/>	Day <input type="checkbox"/>	Week <input type="checkbox"/>	Month <input type="checkbox"/>
5-year-olds not in school:	\$ _____	per:	Hour <input type="checkbox"/>	Day <input type="checkbox"/>	Week <input type="checkbox"/>	Month <input type="checkbox"/>

17. If you provide child care at night or overnight, how much do you charge for each of the following age groups?

(Child care evenings/nights between 6 pm and 7 am)

Infants (0 – 12 months):	\$ _____	per:	Hour <input type="checkbox"/>	Evening <input type="checkbox"/>	Overnight <input type="checkbox"/>	Week <input type="checkbox"/>
1-year-olds (13 – 24 months):	\$ _____	per:	Hour <input type="checkbox"/>	Evening <input type="checkbox"/>	Overnight <input type="checkbox"/>	Week <input type="checkbox"/>
2-year-olds (25 – 36 months):	\$ _____	per:	Hour <input type="checkbox"/>	Evening <input type="checkbox"/>	Overnight <input type="checkbox"/>	Week <input type="checkbox"/>
3-year-olds:	\$ _____	per:	Hour <input type="checkbox"/>	Evening <input type="checkbox"/>	Overnight <input type="checkbox"/>	Week <input type="checkbox"/>
4-year-olds:	\$ _____	per:	Hour <input type="checkbox"/>	Evening <input type="checkbox"/>	Overnight <input type="checkbox"/>	Week <input type="checkbox"/>
5-year-olds not in school:	\$ _____	per:	Hour <input type="checkbox"/>	Evening <input type="checkbox"/>	Overnight <input type="checkbox"/>	Week <input type="checkbox"/>
5-12-year-olds (school age):	\$ _____	per:	Hour <input type="checkbox"/>	Evening <input type="checkbox"/>	Overnight <input type="checkbox"/>	Week <input type="checkbox"/>

18. If you provide child care on the weekend, how much do you charge for each of the following age groups?

(Child care between Friday night and Sunday night)

Infants (0 – 12 months):	\$ _____	per:	Hour <input type="checkbox"/>	Day <input type="checkbox"/>	Weekend <input type="checkbox"/>
1-year-olds (13 – 24 months):	\$ _____	per:	Hour <input type="checkbox"/>	Day <input type="checkbox"/>	Weekend <input type="checkbox"/>
2-year-olds (25 – 36 months):	\$ _____	per:	Hour <input type="checkbox"/>	Day <input type="checkbox"/>	Weekend <input type="checkbox"/>
3-year-olds:	\$ _____	per:	Hour <input type="checkbox"/>	Day <input type="checkbox"/>	Weekend <input type="checkbox"/>
4-year-olds:	\$ _____	per:	Hour <input type="checkbox"/>	Day <input type="checkbox"/>	Weekend <input type="checkbox"/>
5-year-olds not in school:	\$ _____	per:	Hour <input type="checkbox"/>	Day <input type="checkbox"/>	Weekend <input type="checkbox"/>
5-12-year-olds (school age):	\$ _____	per:	Hour <input type="checkbox"/>	Day <input type="checkbox"/>	Weekend <input type="checkbox"/>

19. If you provide weekday care for school children ages 5-12 when they are not in school, how much do you charge for each of the following?

Before- AND after-school care:	\$ _____	per:	Hour <input type="checkbox"/>	Day <input type="checkbox"/>	Week <input type="checkbox"/>
Before-school care only:	\$ _____	per:	Hour <input type="checkbox"/>	Day <input type="checkbox"/>	Week <input type="checkbox"/>
After-school care only:	\$ _____	per:	Hour <input type="checkbox"/>	Day <input type="checkbox"/>	Week <input type="checkbox"/>
Weekday care for students engaged in virtual learning:	\$ _____	per:	Hour <input type="checkbox"/>	Day <input type="checkbox"/>	Week <input type="checkbox"/>
Summer care:	\$ _____	per:	Hour <input type="checkbox"/>	Day <input type="checkbox"/>	Week <input type="checkbox"/>

20. If you provide drop-in child care, how much do you charge?

(Child care for shorter periods of time when you have space available) \$ _____ per: Hour Day

21. Do you charge a registration fee? No Yes

If yes, which type of registration fee do you charge? A one-time fee per family of \$ _____ A yearly fee per family of \$ _____
 A one-time fee per child of \$ _____ A yearly fee per child of \$ _____

(mark one box and write in amount)

22. Do you have any paid staff or assistants? No Yes → If yes, how many? _____

If yes, what is the average hourly wage for your paid staff or assistants?

\$7.25 - \$9.24 \$9.25 - \$11.24 \$11.25 - \$13.24 \$13.25 - \$15.24 \$15.25 - \$17.24 \$17.25 or more

23. Do you receive money from the state's Child and Adult Care Food Program (CACFP) for feeding children in your care? No Yes

24. What is your HIGHEST level of education? (mark only one)

Some high school <input type="checkbox"/>	Professional Standards Commission (PSC) Paraprofessional Certificate <input type="checkbox"/>
High school diploma or GED <input type="checkbox"/>	Technical College Diploma (TCD) <input type="checkbox"/>
Some college, but no CDA credential or degree <input type="checkbox"/>	Associate of Arts or Science degree (AA or AS) <input type="checkbox"/>
Child Development Associate (CDA) <input type="checkbox"/>	Bachelor of Arts or Science degree (BA or BS) <input type="checkbox"/>
Technical certificate of credit (TCC) <input type="checkbox"/>	Master's, specialist, doctoral, or other degree beyond bachelor's (e.g., MA, MS, Med, MBA, EdS, PhD, EDD, MD, JD) <input type="checkbox"/>

25. How long have you been providing child care? (mark one)

Less than 1 year 1 to 2 years 3 to 5 years 6 to 9 years 10 years or more

26. How many children in your care have: (write in number; if none, put "0")

An Individual Education Plan (IEP) _____ An Individual Family Service Plan (IFSP) _____

27. How many children in your care live in a home where the primary language is not English? (write in number; if none, put "0") _____

28. What languages do you speak? (mark all that apply)

English Spanish Other language(s) → Which one(s)? _____

29. Do you have Internet access: At your home? No Yes On your cellphone? No Yes

At another location? No Yes

30. Do you have an email address for parents to contact you? No Yes

Thank you for your help on this survey!

Please return your completed form in the enclosed postage-paid envelope to:

Care Solutions, Inc., 1117 Perimeter Center West, Suite W-300, Atlanta, GA 30338

OR email to GAMRSurvey@caresolutions.com.

Georgia Child Care Market Rate Survey Verification

Verification Method

Verifications were conducted using a mystery shopper technique, with targeted call scripts created for calling licensed centers and exempt programs and for calling family child care homes. Individuals making the calls were provided cell phones for this purpose and received role-play training prior to making calls. They posed as parents in need of child care for a two-year-old, four-year-old, and nine-year-old and asked providers questions about the care they provide and what they charge for that care.

A 15% random sample of provider respondents was pulled at the end of the market rate survey period: 49% licensed centers, 25% exempt providers, and 26% family child care homes.

Up to three attempts were made to contact each provider in the sample, typically spread across different days and times. As in previous market rate survey verification efforts, some providers could not be reached or refused to provide information over the telephone, with some indicating prices would be provided at the time of a visit.

Interviewers each worked from a spreadsheet with a set of provider survey IDs, logged call attempts and/or callback information, and recorded provider responses. These spreadsheets were compiled and data cleaned as needed based on interviewer notes. Verification rates reported as daily, monthly, semester or annual were converted to weekly and then compared to the weekly rates reported on the child care market rate survey.

Verification Call Results

A total of 964 call attempts were documented among the sample of 432 providers, and 303 provider contacts (70%) were completed. The number of unsuccessful attempts was likely due to the impact of the COVID-19 pandemic on provider operations, including not only temporary and permanent closures but also reduced staffing/capacity as well as survey fatigue due to number of provider surveys conducted during market rate survey period.

A few programs reported being closed or not providing childcare or as single-purpose programs or programs not considered part of the priced child care market (e.g., onsite babysitting).

Provider Type	Number in Sample	Contact Completed				Contact Not Completed
		Completed	Refused*	Single Purpose/Not in Priced Market	No Child Care/ Closed	
Licensed centers	211	143	4	1	1	68
Exempt programs	108	75	0	8	8	33
Family child care homes	113	85	5	1	2	28
Total	432	303	9	10	11	129

*Rates for seven providers refusing to provide information when contacted were verified on the state agency's website.

Verification Rate Results

Overall, verification results showed that providers generally reported the same or nearly the same rates on the survey and the verification calls. Because of the mystery shopper call technique, it is not surprising that rates reported on the survey and rates reported to callers might differ to some degree for the following reasons:

- While the survey was administered primarily in the months of March-July 2021, the verification calls were completed in late August and early September, and providers may have been citing changing rates for the upcoming session or year.
- Providers may cite discounted rates to a parent expressing a direct interest or early interest in care for an upcoming session or year.

Provider type	Type of care	Number of rates compared*	Same rate	Within +/- \$10 of survey rate	Within +/- \$15 of survey rate
Licensed centers	2-year-old weekday care	96	59%	27%	28%
	4-year-old weekday care	74	54%	24%	30%
	After-school care	32	51%	35%	40%
	Summer care	3	67%	33%	33%
Exempt programs	2-year-old weekday care	3	100%	0%	0%
	4-year-old weekday care	4	50%	0%	0%
	After-school care	12	42%	25%	50%
	Summer care	3	67%	0%	0%
Family child care homes	2-year-old weekday care	55	56%	31%	31%
	4-year-old weekday care	51	57%	27%	31%
	After-school care	19	26%	21%	37%
	Summer care	3	67%	0%	33%
Total	2-year-old weekday care	154	59%	29%	30%
	4-year-old weekday care	129	55%	27%	28%
	After-school care	94	45%	31%	40%
	Summer care	21	67%	24%	29%

*Data based on small counts should be interpreted with caution.

While there were discrepancies between rates reported on the survey and those provided on verification calls, the state may have confidence in the survey rates for the following reasons:

- For most of the rate comparisons above, the provider rate falls within \$10 of the rates reported on survey forms.

- Previous child care market rate survey rate verifications have shown that provider rates typically fall within \$10 of the rates reported on survey forms
- Percentiles are used for reporting and comparing rate data based on survey responses