



# Welcome to the Board of Early Care and Learning

November 13, 2014



Bright from the Start: Georgia Department of Early Care and Learning

[www.dec.state.ga.us](http://www.dec.state.ga.us)

# Approval of Agenda and Minutes

- Approve **11-13-14** agenda
- Approve **8-21-14** minutes



# Inspiration





# Board Member Updates

Board members report on their recent DECAL-related activities in their districts.





# Commissioner's Update

Amy M. Jacobs  
Interim Commissioner



Bright from the Start: Georgia Department of Early Care and Learning

[www.dec.al.ga.gov](http://www.dec.al.ga.gov)

# Georgia's Pre-K Week

- 202 visits completed
- Visits by **30 Senators**
  - 54% of the Senate
  - 4 were new Pre-K Week participants
- Visits by **83 Representatives**
  - 46% of the House
  - 23 were new Pre-K Week participants
- Over the last three years of Georgia's Pre-K Week, 169 members of the current legislative body have visited a Pre-K classroom.
  - 72% of the current General Assembly

# Georgia's Pre-K Week



# Georgia's Pre-K Week



Bright from the Start: Georgia Department of Early Care and Learning

[www.decal.ga.gov](http://www.decal.ga.gov)



# Georgia's Pre-K Week



**Bright from the Start: Georgia Department of Early Care and Learning**

[www.dec.state.ga.us](http://www.dec.state.ga.us)

# Georgia's Pre-K Week



# Georgia's Pre-K Week



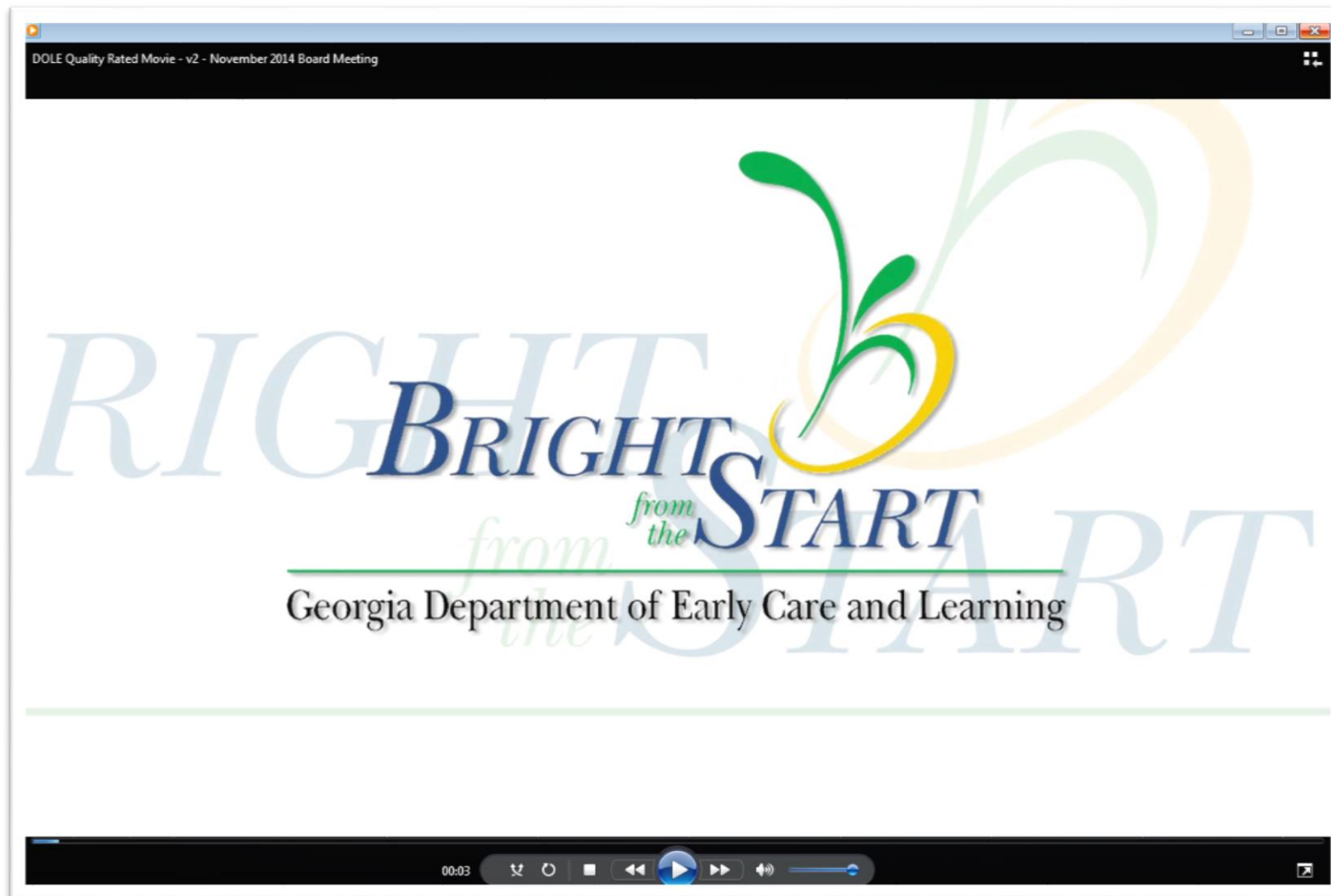
# Georgia's Pre-K Week



# Miscellaneous Topics

- Pre-K Expansion Grant
- E<sup>3</sup>Z Signings
- Enforcement Task Force
- QR Campaign
- GEEARS Poll

# Example of DECAL's Special Work



# Questions & Comments from Board





# Finance & Legislative Update

Ray Higgins

Deputy Commissioner for Finance and Administration



Bright from the Start: Georgia Department of Early Care and Learning

[www.decal.ga.gov](http://www.decal.ga.gov)



# Finance Update

FY 2015 as of September 30th	Budget	Expenditures*	Remaining Balance	% Remaining
<b>BY PROGRAMS</b>				
Child Care Services	\$245,146,508.00	\$79,753,009.99	\$165,393,498.01	<b>67%</b>
Pre-K + (HS)	\$314,462,432.00	\$61,499,083.25	\$252,963,348.75	<b>80%</b>
Quality Initiatives	\$31,087,275.00	\$18,703,499.59	\$12,383,775.41	<b>40%</b>
Nutrition	\$125,550,000.00	\$37,822,992.49	\$87,727,007.51	<b>70%</b>
<b>Total Expenses</b>	<b>\$716,246,215.00</b>	<b>\$197,778,585.32</b>	<b>\$518,467,629.68</b>	<b>72%</b>
<b>BY FUNDING SOURCE</b>				
State General	\$55,493,488.00	\$9,172,885.78	\$46,320,602.22	<b>83%</b>
State Lottery	\$314,300,032.00	\$61,463,097.68	\$252,836,934.32	<b>80%</b>
Federal	\$346,366,695.00	\$127,096,651.68	\$219,270,043.32	<b>63%</b>
Other	\$86,000.00	\$45,950.18	\$40,049.82	<b>47%</b>
<b>Total Funds</b>	<b>\$716,246,215.00</b>	<b>\$197,778,585.32</b>	<b>\$518,467,629.68</b>	<b>72%</b>
<b>* Includes encumbrances.</b>				

# Legislative Update



**Bright from the Start: Georgia Department of Early Care and Learning**

[www.dec.state.ga.us](http://www.dec.state.ga.us)



# Programs Update

Keith D. Bostick, L.C.S.W.  
Deputy Commissioner for Programs



## *“What Quality Means For My Earliest Learners: Conversations With The Family”*

### Guest Presenters

- Kids World Learning Center – Statesboro
- Kidazzle Child Care and Learning Center – Atlanta
  - The Suzuki School – Atlanta



# Child Care Services Update

Kristie Lewis  
Assistant Commissioner for Child Care Services



Bright from the Start: Georgia Department of Early Care and Learning

[www.dec.al.ga.gov](http://www.dec.al.ga.gov)

# 2015 License Fee Renewal Process

Schedule	Description/ Activities
11/1/2014	Generate 2015 license fee renewals; e-mail to all providers; start collecting fees
12/1/14	Due date for fees; start 30-day grace period; e-mail 1 <sup>st</sup> overdue notice
12/31/14	30-day grace period ends
1/1/15	Generate late fees; e-mail 2 <sup>nd</sup> overdue notice & citation for non-payment and/or missing verification of lawful presence
2/1/15 – 2/28/15	Start revocation process for non-payment of fee and/or missing verification of lawful presence; begin delivering revocation notices
30 days following delivery or receipt confirmation of revocation notice	Close facility

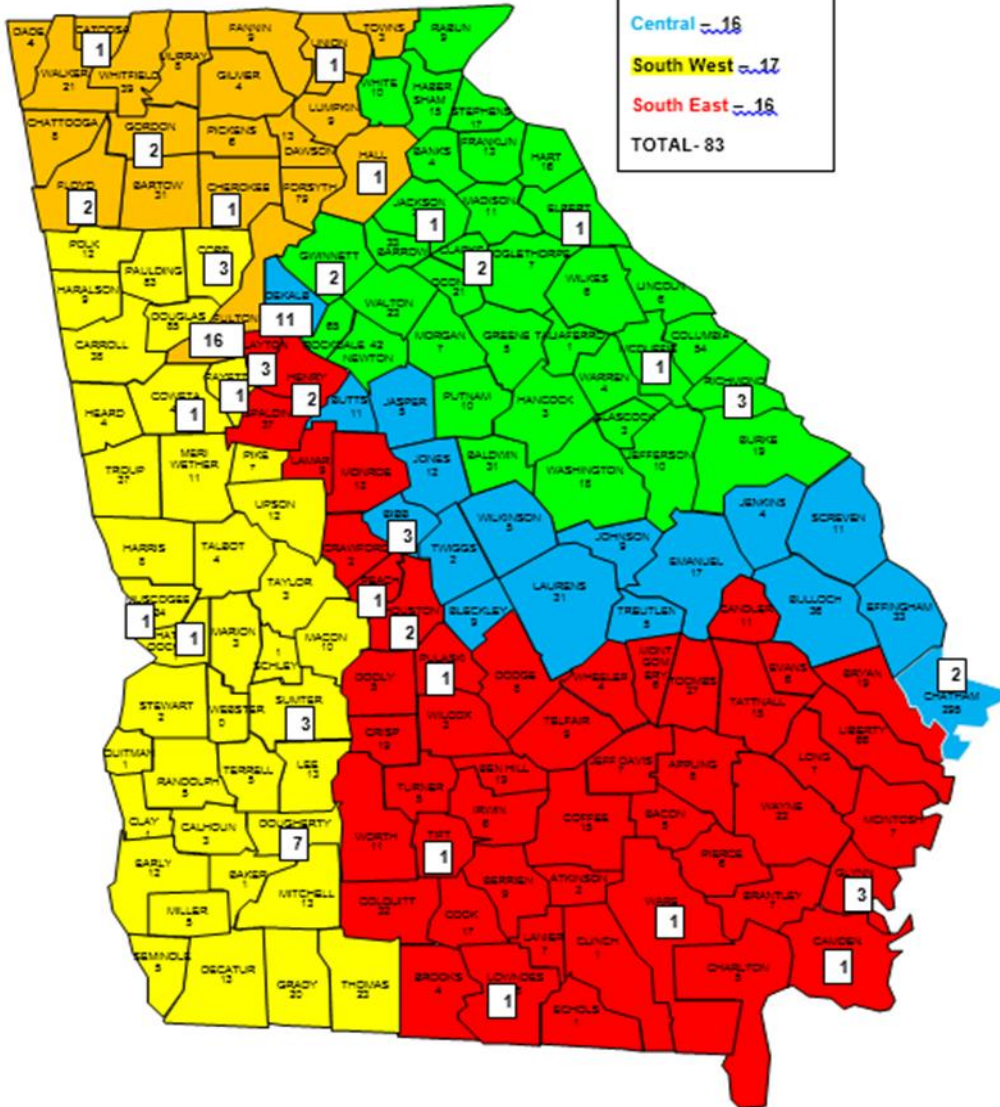
# Exempt Summer Day Camp Visit Project 2014

## Overview

- Potential site visit pool of 83 providers
  - Exempt category #1- Public Sector = 42 sites
  - Exempt category #7- Day Camp (5+)= 37 sites
  - Exempt category #12- Non-profit= 4 sites
- All potential sites had active CAPS certificates as of June 2014
- Seventeen (17) CCS consultants visited potential sites between July 2-25, 2014 and evaluated health and safety standards using an abbreviated monitoring tool

State of Georgia  
Bright from the Start-  
Summer Exempt  
Programs  
2014

North West - 24  
North East - 10  
Central - 16  
South West - 17  
South East - 16  
TOTAL - 83



# Exempt Summer Day Camp Visit Project 2014: Potential Site Map



# Exempt Summer Day Camp Visit Project 2014 - Summary of Findings *(based on 67 visits)*

Indicator	Yes (Met)	No (Not Met)	Not Observed/ N/A	Not Reported
Were staff:child ratios met?	62	5	-	-
Were CRC's on file for staff?	44	19	-	4
Was adequate supervision maintained?	55	7	5 (children not present during visit)	-
Was playground enclosed?	23	33	11 (no playground on premises)	-
Was playground free from hazards?	45	8	11 (no playground on premises)	3
Was facility premises free from hazards?	54	13	-	-

# Exempt Summer Day Camp Visit Project 2014 – Summary of Findings *(continued)*

- Transportation provided by 60 of 67 sites visited
  - Improper restraints reported at 3 sites (of those able to be observed)
- Pool on premises at 31 of 67 sites
  - Not adequately fenced or secured at 3 of 31 sites
- Discipline observed at 40 of 67 sites; inappropriate discipline reported at only 2 sites
- Local approvals:
  - 13 sites did not have a certificate of occupancy
  - 11 sites did not have fire marshal approval
  - 19 sites did not have zoning approval

# Enforcement Sanction Task Force Conclusion

- Create a Violation Enforcement Chart
  - Transparent
  - Clear
  - Understandable to providers and parents
  - Regulatory best practice
- Violation Enforcement Chart will help ensure consistent, fair, and progressive enforcement actions for all licensed child care facilities

# Conclusions

- The Violation Enforcement Chart is aligned with Georgia Code and national best practice recommendations for enforcement.
- Using the Violation Enforcement Chart will increase fairness and consistency in applying enforcement actions.
- The Violation Enforcement Chart will allow child care programs and parents to predict enforcement action outcomes based on violations.



# Federal Programs

Deidria W. Bolden  
Assistant Commissioner for Federal Programs and  
Administration



Bright from the Start: Georgia Department of Early Care and Learning

[www.dec.al.ga.gov](http://www.dec.al.ga.gov)

# Nutrition Services Updates

## ● **FY 2014 Participation**

- Total Meals Served: **83.5 million**
  - Child and Adult Care Food Program (CACFP): **78,951,595**
  - Summer Food Service Program (SFSP): **4,609,155**
- Total Facilities/Sites: **5,873**
  - CACFP: 4,254
  - SFSP: 1,619
- Total Counties Served: **158\***
  - \*CACFP and/or SFSP participation in the county
  - County with no CACFP or SFSP meal service:
    - Webster

# USDA Recognition

## ● Georgia Summer Meal Services

- Statewide Meals Served: 8.6 million (DECAL & DOE)
  - 23% increase (DECAL)
  - 13% increase (DECAL & DOE)
  - 36.9% increase in child participation
  - DECAL's average daily attendance: 98,006

## ● Georgia CACFP

- At Risk After-School Meals Program
  - 12.3% increase in meals served

## ● Noteworthy Initiative

- Public Awareness Campaign for CACFP/SFSP Programs

# Nutrition Education

- Nutrition Education Grant funded by USDA
  - FY 2015 *Farm 2 Preschool* Grant Program:
    - Extension of the National *Farm 2 School* Initiative in public schools
    - Goal: to influence the eating habits of children in care and to share information and resources with parents and families
    - 27 Child Care awarded \$2,000 mini grants
      - Attend training on developing/adopting wellness policies and programs in child care centers
      - Local food sourcing
      - Materials and supplies for nutrition education activities and urban gardens



# CAPS Updates

- CAPS Task Force and Policy changes
  - Release December 2014
- DHS/DECAL CAPS Transition Plan Underway
  - Eligibility
  - Policy
  - Practice
- Customer Service Strategies
  - Dedicated customer service staff
  - Monthly meetings with DHS
  - New platform for call center by 12.20.14 (DHS)

# CAPS Statistics – Historical Comparison (Weekly)

<b>As of Date</b>	<b>Children Served</b>	<b>COMPASS Applications</b>	<b>Children Added</b>
<b>November 2014</b>	55,059	2,650	5,715
<b>May 2014</b>	55, 187	2,302	5,012
<b>November 2013</b>	55,783	2,193	5,595

Data Source: MAXSTAR

Note: The “as of date” reflects data from the preceding Monday through the “as of date.”

***BREAK***  
***(10 minutes)***



# Head Start State Collaboration Update

Janice Haker  
Head Start State Collaboration Director





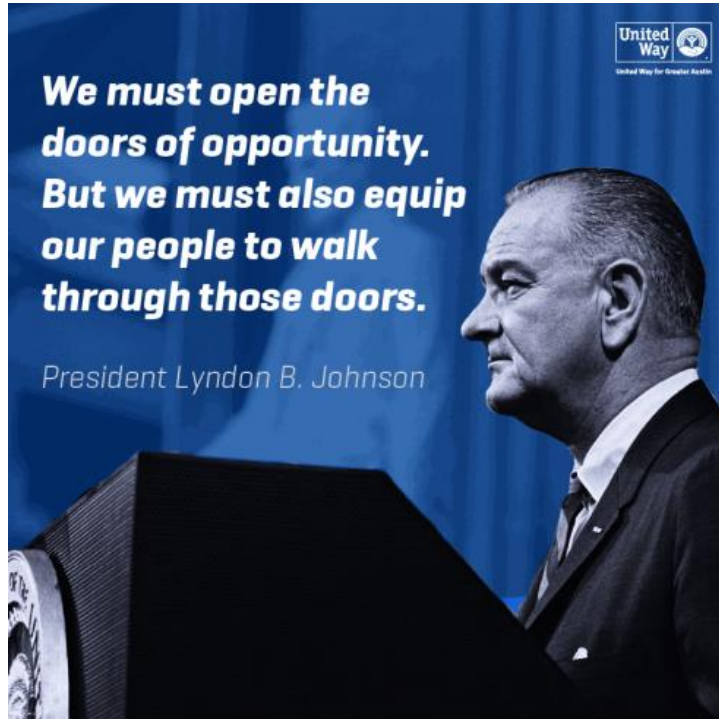
**YEARS**  
*of* **OPPORTUNITY**  
HEAD START | *1965-2015*

**50 YEARS OF INNOVATION, CONTINUOUS  
IMPROVEMENT, AND HIGH QUALITY**



NATIONAL HEAD START ASSOCIATION

# War On Poverty



- January 1964: President Lyndon Johnson declared “War On Poverty”
- Goal: Eradicate the causes of poverty by creating job opportunities, increasing productivity, and enhancing the quality of life
- Led to Economic Opportunity Act of 1964 which enabled programs such as: Job Corps, Urban/Rural Community Action, VISTA, Project Head Start and others.



NATIONAL HEAD START ASSOCIATION

# Head Start: Through the Years

## 1966

- Funded as a primarily part-day, nine-month program
- No legislated “standards” established.

## 1967

- The Parent and Child Centers were established, first providing birth to three services (replaced by EHS in 1995)

## 1972

- Services to children with disabilities was first required – “at least 10%” of national enrollment would be set aside for these children
- T/TA system first established for services to children with disabilities.
- Home based services model was approved



NATIONAL HEAD START ASSOCIATION

# Head Start: Through the Years

## 1973

- CDA program established. CDA's in every classroom proposed for 1976
- National Head Start Association established

## 1975

- Performance Standards published; review process began.

## 1977

- First bicultural and bilingual programs began in 21 states

## 1990

- Largest increase approved for Head Start in its history. President and Congress promised "full funding." Head Start Expansion and Quality Improvement Act passed
- Head Start/State Collaboration Projects began
- Child Care Block Grant passed





NATIONAL HEAD START ASSOCIATION

# Head Start: Through the Years

## 1995

- First Early Head Start programs funded.
- Head Start Performance Standards began to be developed
- Head Start/Child Care partnership initiative underway
- Required on-site peer reviews every three years enforced.
- Programs shut-down if deficiencies are not corrected within one year

## 1996

- Performance Standards and CDA requirement instituted



NATIONAL HEAD START ASSOCIATION

# Head Start: Reauthorizations

## 1998

Reauthorization occurred with significant changes to HS, including:

- Purpose changed from developing social competence to promoting school readiness
- For profit organizations could compete for Head Start grants
- Focus on child and family literacy goals
- Required AA degrees for at least one teacher in each Head Start classroom

## 2007

- Sweeping changes to accountability, quality, and focus on cognitive development

# Head Start Under Current Administration



- Obama campaigned on quadrupling infant-toddler services
- Doubled funding for EHS in ARRA
- Many requirements under 2007 reauthorization implemented (degree requirements, DRS, etc.)
- EHS-CC Partnership program created
- Initiated *Pre-K for All*



NATIONAL HEAD START ASSOCIATION

## Wrapping Up

- Head Start: first system of early learning
- Head Start: significant bipartisan support since 1964
- Demonstration projects vital to development and success of Head Start (Follow Through, Parent & Child Centers, disabilities, bilingual services, Home Start, CDA, Child and Family Resource Program)
- Continuous improvement of Head Start crucial to success
- Parents: reason HS still exists today
- Head Start still seen more as educational program than social service or two-generation program



NATIONAL HEAD START ASSOCIATION

# Georgia Head Start and Early Head Start

- 26,518 children enrolled in Head Start
  - 4,845 children in blended HS/Georgia's Pre-K
- 3,111 children enrolled in Early Head Start
- 12,972 three year olds served
- 10,907 four year olds served
- 75% teachers met BS/BA degree
- 98% of assistant teachers have CDA or higher
- 97% classes met the AA credential



# Georgia's Pre-K Program & Instructional Support Update

Susan Adams  
Assistant Commissioner for Pre-K &  
Instructional Support



Bright from the Start: Georgia Department of Early Care and Learning

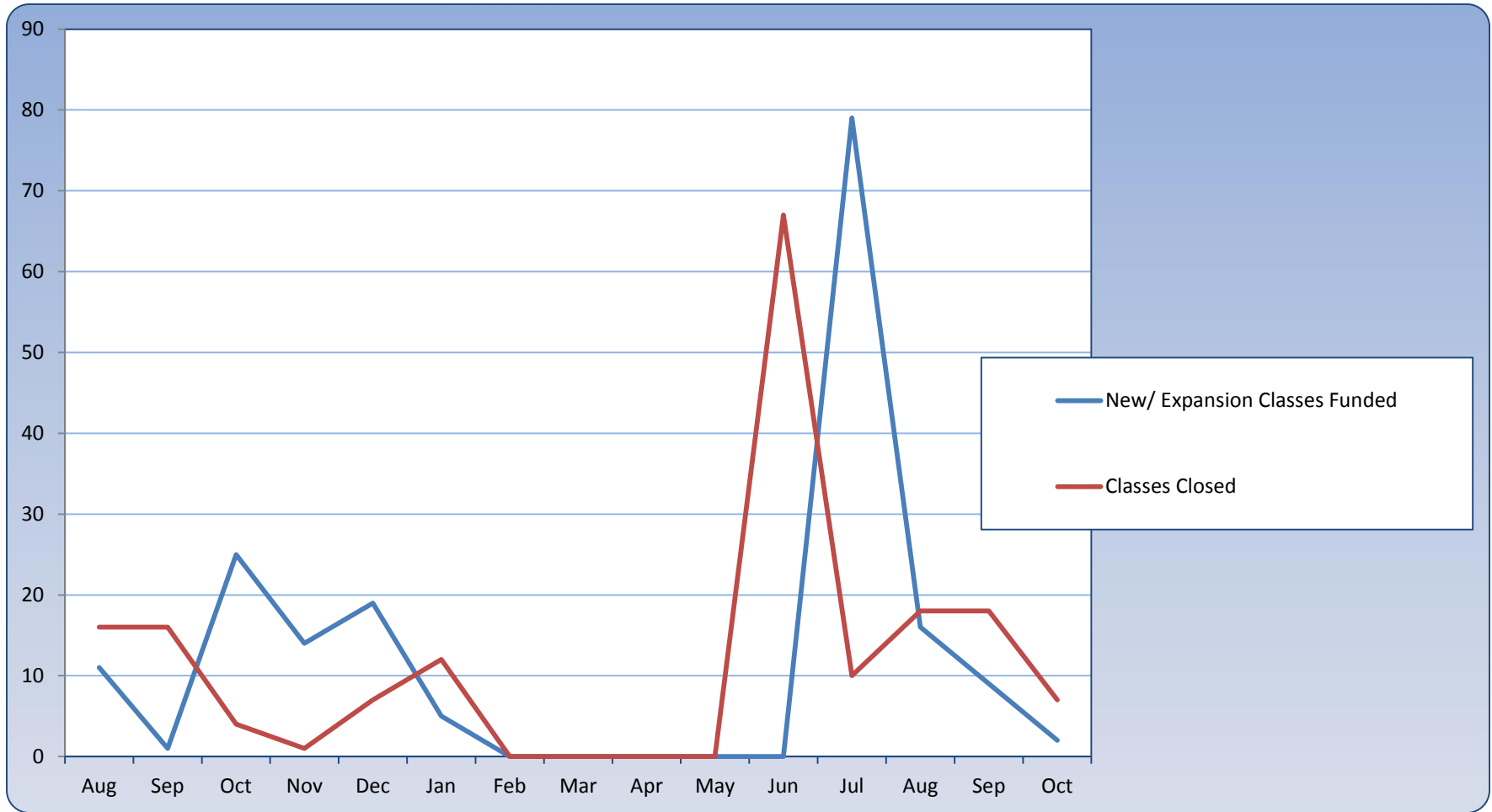
[www.dec.state.ga.us](http://www.dec.state.ga.us)

# Pre-K Program Enrollment Data

	September 2013	September 2014
Providers	865	887
Sites	1,806	1,821
Classes	3,811	3,836
Slots Funded	84,000	84,000
Slots Allocated	83,842	84,392
Enrollment	80,478	79,884
Percent Slots Filled	95.81%	95.10%
Waiting List	7,393	5,477

# Pre-K Program Enrollment Data

August 2013 – October 2014





# Preschool Expansion Grant

- Federal grant opportunity jointly administered by departments of Education and Health and Human Services to support states to develop and expand high-quality preschool programs.
- Funding priorities focus on increasing access to high quality preschool services by:
  - Improving quality of existing Pre-K services
  - Serving additional income eligible children in mixed income classrooms
- Georgia is eligible for \$20 million per year for four years
- Awards announced: December 2014

# Preschool Expansion Grant *(continued)*

- Georgia's grant proposal requested **\$32,488,818** over the four years.
- Five targeted regions:
  - **Metro** – DeKalb (30033, 30002, 30058, 30032, 30021, 30340)
  - **Central** – Macon (31201, 31217, 31206)
  - **North** – Hall (30501, 30507, 30542)
  - **Southeast** – Liberty, Long, McIntosh
  - **Southwest** – Crisp, Sumter, Macon
- Total students to be served:
  - School year: 1,044
  - Summer Transition Program: 1,650

# Georgia's Pre-K Plus

- In the targeted regions, Georgia's Pre-K Plus will:
  - Expand access to high quality services for eligible children (200% FPL) by increasing the number of slots in Georgia's Pre-K Program and in Summer Transition Programs
  - Raise the quality of existing Pre-K classrooms by reducing class size and staff-child ratios (1:10)
  - Use a community-based, sustainable approach to create comprehensive service hubs to coordinate and align services
  - Improve the outcomes of children with disabilities and English learners through:
    - Increasing access to Pre-K classrooms that are inclusive, culturally responsive, and meet the needs of all children
    - Offering evidence-based professional development to support teachers and programs in meeting their needs



# System Reform Update

Kristin Bernhard  
Deputy Commissioner for System Reform



# Georgia's Race to the Top: Early Learning Challenge Projects

## 1. Successful State Systems

- Grant Management
- Early Education
- Empowerment Zones (E<sup>3</sup>Zs)

## 2. High Quality Accountable Programs

- Quality Rated Access and Availability
- Quality Rated Validation

## 3. Promoting Early Learning Outcomes

- Early Learning and Development Standards
- Statewide Family Engagement and Community Grants
- Supporting Families

## 4. Building a Great Workforce

- Workforce Knowledge and Competencies
- Supporting Early Educators

## 5. Measuring Outcomes and Progress

- Comprehensive Assessment System
- Kindergarten Entry Assessment
- Unified Data System

# Early Education Empowerment Zones Project Two

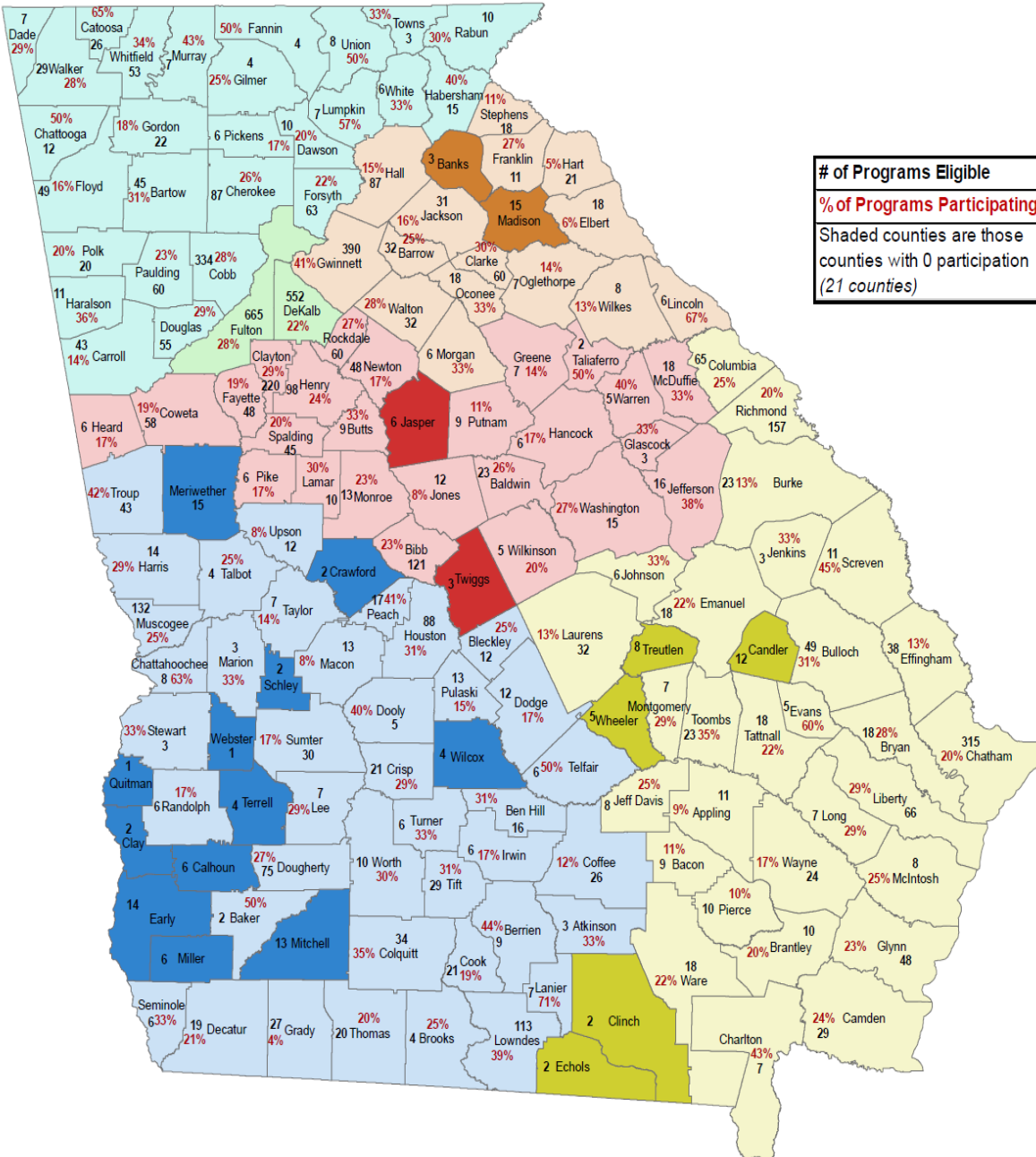


# Quality Rated Access & Availability Project Three

	10/1/2013 (ELC Submission)	8/21/2014 (August Board Meeting)	<b>11/4/2014</b>	Target (end of calendar year 2014)
Total Number of Programs Participating** in Quality Rated	1,126	1,299	<b>1,525</b>	1,755

*\*\*Participating: Registered for an account and completed a brief application on <https://qualityrated.decal.ga.gov/>*





# Quality Rated Participation By County



# Quality Rated Marketing & Communication



Call Us Free: 1-855-800-QRIS



Quality Rated + What Young Children Need + How Quality Rated Impacts Georgia Video Library Find a Quality Rated Program



**rightplace  
brightfuture**

choose the **right** early education program for your child




We are **excited** to announce the September 2014  
*Quality Rated Programs*

- Augusta Tech Head Start Center, Augusta ★★
- Champions for Children, Covington ★★
- Childtime Childcare #1115, Kennesaw ★★
- Discovery Point #53, Buford ★★
- Discovery Point #63, Braselton ★
- Discovery Point Child Development Center #46, Acworth ★★
- Johns Creek Academy, Suwanee ★★
- KinderCare Learning Center #1572, Woodstock ★
- Noel K Weimer, Roswell ★★ ★
- Open Arms Christian Child Development Center, Kennesaw ★★ ★
- Quenitra W Hilliard, Savannah ★
- Sabrina R Daniels, Atlanta ★
- Sheltering Arms - Stonewall Tell, College Park ★★
- Statesboro Head Start, Statesboro ★★
- Super Kids Child Care Center LLC, Statesboro ★★
- Sylvania Head Start, Sylvania ★★
- The Children's Village at the Crossroad, Richmond Hill ★★
- Warren County Head Start, Warrenton ★
- Wisdom World Care & Learning Facility, Hephzibah ★★




**Are you a Child Care or Early Learning Program?**

Discover how you and the children in your program would benefit from becoming Quality Rated.

[Learn More about Quality Rated. →](#)

Quality Rated is an initiative of **Bright from the Start**: Georgia Department of Early Care and Learning.

# Lunch

*(Served in Entry Area)*

## Committee Meetings

*Programs – Hickory*

*Budget/Finance – Willow*

*System Reform – Cypress*

(The public is welcome to attend/observe committee meetings but may not participate in the committee's discussion.)

# Welcome to the Board of Early Care and Learning

# Public Comments

November 13, 2014

# Committee Reports

- Budget/Finance – Carlene Talton
- Programs – Sherron Murphy
- System Reform – Susan Harper

## Board Meeting Dates 2015

February 19, 2015

May 14, 2015

August 20, 2015

November 12, 2015

To Members of the Board of Early Care and Learning:  
Have a wonderful Thanksgiving with family and friends.  
We appreciate your continued support and guidance.

DECAL Staff